



GRADUATE SURVEY SUMMARY
2015-16 TO 2020-21 Graduates

SUNY ADIRONDACK

A State University of New York Community College

Table of Contents

SURVEY HIGHLIGHTS.....	1
ACADEMICS.....	5
ADDITIONAL POSTSECONDARY EDUCATION - TRANSFER.....	8
EMPLOYMENT.....	13
ADDITIONAL INFORMATION.....	23
APPENDIX A -- FOUR-YEAR TRANSFER INSTITUTIONS WITHIN ONE YEAR.....	24
APPENDIX B -- ALL FOUR-YEAR TRANSFER INSTITUTIONS.....	29
APPENDIX C -- 2015-16 TO 2020-21 EMPLOYERS.....	35

SURVEY HIGHLIGHTS

SUNY Adirondack Graduates 3,671 degrees and certificates were awarded to SUNY Adirondack graduates between 2015-16 and 2020-21. On average, 612 degrees have been awarded each academic year. Sixty percent (59.8%) of these awards were Associate of Arts (AA) and Associate of Science (AS) transfer degrees. The number of awards by degree and certificate is presented on the following page.

Survey Methodology SUNY Adirondack surveys its graduates on a regular basis. Each graduate has the opportunity to respond to both postsecondary education and employment questions. The number of survey responses for each graduating class is presented on page two. In 2015-16, the graduate survey was administered on paper and follow-up calls were made to graduates. Beginning in 2016-17, an electronic survey sent by email has been used to collect graduate data. Beginning in 2016-17, the responses to an employment question were modified so the data collected could be used to support the Carl D. Perkins Career and Technical grant annual report. In 2017-18, to shorten the graduate survey and make it easier to complete, the survey was split into two parts: one administered at the time of graduation and a second part to be administered at a later point in time. As it turned out, the second section of the 2017-18 graduate survey was not distributed and some employment information was not collected.

Executive Summary

- Overall, on average, 98% of SUNY Adirondack graduates report that they are satisfied with their SUNY Adirondack educational experience.
- Ninety-six percent (96%) of the 2016-17 to 2020-21 graduates who responded to the survey indicated that SUNY Adirondack assisted them in achieving their educational goals.
- Graduates reported that SUNY Adirondack increased their growth the most in Critical Thinking (95.7%) and Communications (92.3%).
- Graduates who transfer attended approximately 130 colleges and universities within one year of graduation. The same group attended colleges and universities in 38 states through May 2021.
- Approximately 80% of survey respondents report that they are employed by Warren, Washington and Saratoga County employers who represent many different businesses and industries.
- Over time, graduates leave New York. Of 518 2005-06 through 2008-09 graduates, 30% resided outside of New York.
- SUNY Adirondack graduates report that they are working in a wide variety of positions that have entry-level to broad responsibilities.

SUNY ADIRONDACK Degrees and Certificates Awarded 2015-16 to 2020-21 (July 1, Year 1 through June 30, Year 2)

Program	2015-16			2016-17			2017-18			2018-19			2019-20			2020-21 Preliminary			1 Yr Change	5 Yr Change
	Male	Female	Total	Male	Female	Total	Male	Female	Total	Male	Female	Total	Male	Female	Total	Male	Female	Total		
AA & AS (Transfer)	148	214	362	158	250	408	163	188	351	157	228	385	146	229	375	118	197	315	-16.0%	-13.0%
Accounting														1	1	7	3	10	900.0%	100.0%
Business Administration	35	37	72	34	38	72	34	28	62	27	19	46	22	35	57	21	27	48	-15.8%	-33.3%
Computer Science	5	1	6	7	1	8	12	1	13	9	1	10	7	1	8	7	2	9	12.5%	50.0%
Creative Writing	2	7	9	2	2	4	2	5	7	0	3	3	1	2	3	0	2	2	-33.3%	-77.8%
Criminal Just. Police	23	10	33	23	18	41	25	10	35	16	11	27	15	8	23	12	9	21	-8.7%	-36.4%
Engineering Science	7	3	10	8	2	10	8	2	10	16	1	17	5	1	6	4	1	5	-16.7%	-50.0%
Fine Arts										0	4	4	2	4	6	1	3	4	-33.3%	100.0%
Information Tech-Information Security										1	1	2	3	0	3	2	0	2	-33.3%	100.0%
Liberal Arts & Sciences-Hum/Soc Sci	61	119	180	60	149	209	55	117	172	33	97	130	44	94	138	21	74	95	-31.2%	-47.2%
Liberal Arts & Sciences-Indv Studies										31	49	80	36	60	96	22	44	66	-31.3%	100.0%
Liberal Arts & Sciences-Math/Sci	14	37	51	22	38	60	22	23	45	22	38	60	10	20	30	17	29	46	53.3%	-9.8%
Music	1	----	1	2	2	4	5	2	7	2	4	6	0	3	3	1	3	4	33.3%	300.0%
Physical Educaton Studies													1	0	1	3	0	3	200.0%	100.0%
AAS and AOS (Career)	80	166	246	79	142	221	68	151	219	96	142	238	81	139	220	84	128	212	-3.6%	-13.8%
Accounting	1	10	11	1	3	4	1	5	6	0	2	2	0	1	1	0	1	1	0.0%	-90.9%
Agricultural Business													0	3	3		2	2	-33.3%	100.0%
Criminal Just. Substance Abuse Svcs	2	17	19	4	11	15	2	15	17	0	7	7	4	8	12	5	6	11	-8.3%	-42.1%
Culinary and Baking Arts													3	6	9	10	5	15	66.7%	100.0%
Culinary Arts	5	5	10	3	9	12	7	6	13	2	3	5	4	2	6	0	1	1	-83.3%	-90.0%
Electrical Technology	7	0	7	6	0	6	7	0	7	13	0	13	6	0	6	4	0	4	-33.3%	-42.9%
Hospitality & Tourism Management	0	8	8	3	8	11	1	10	11	0	4	4	0	0	0	0	0	0	0.0%	-100.0%
Hospitality Management	0	0	0	0	0	0	1	2	3	0	6	6	0	6	6	4	3	7	16.7%	100.0%
Information Technology	5	2	7	8	3	11	4	1	5	2	1	3	5	3	8	3	0	3	-62.5%	-57.1%
Information Technology-Cybersecurity										4	2	6	7	0	7	8	1	9	28.6%	100.0%
Information Technology-Networking	6	0	6	5	0	5	11	1	12	13	0	13	5	0	5	3	1	4	-20.0%	-33.3%
Mgmt, Marketing, Entrepreneurship	8	19	27	9	21	30	6	9	15	12	11	23	9	13	22	9	8	17	-22.7%	-37.0%
Mechatronics													2	1	3	6	0	6	100.0%	100.0%
Media Arts	14	15	29	15	12	27	11	21	32	18	26	44	11	21	32	14	13	27	-15.6%	-6.9%
Nursing	15	86	101	10	71	81	6	75	81	14	76	90	12	71	83	14	84	98	18.1%	-3.0%
Outdoor Education/Adventure Sports	4	4	8	8	4	12	4	4	8	11	4	15	4	4	8	0	3	3	-62.5%	-62.5%
Radio-Television Broadcasting	13	0	13	7	0	7	7	2	9	7	0	7	9	0	9	4	0	4	-55.6%	-69.2%
Certificate	4	21	25	8	30	38	3	12	15	3	6	9	2	12	14	8	10	18	28.6%	-28.0%
Adventure Sports	----	----	----	1	1	2	----	1	1	----	----	----	----	----	----	----	----	----	----	----
Commercial Cooking	----	1	1	1	0	1	1	----	1	----	----	----	----	----	----	----	----	----	----	-100.0%
Early Childhood Studies	----	11	11	0	12	12	----	2	2	----	----	----	----	----	----	----	----	----	----	-100.0%
Entrepreneurship & Business Mgmt	----	----	----	3	1	4	1	1	2	1	0	1	1	----	1	2	1	3	200.0%	100.0%
Hospitality	----	----	----	----	----	----	----	----	----	----	----	----	----	----	----	3	1	4	100.0%	100.0%
Information Technology	1	1	2	0	1	1	----	----	----	2	1	3	----	----	----	----	----	----	----	-100.0%
Media Arts	1	----	1	1	1	2	----	----	----	----	----	----	1	7	8	0	1	1	-87.5%	0.0%
Radio Broadcasting	----	----	----	1	0	1	----	----	----	----	----	----	----	----	----	2	0	2	100.0%	100.0%
Teaching Assistant	2	8	10	1	14	15	1	8	9	0	5	5	----	5	5	1	7	8	60.0%	-20.0%
Total Degrees	232	401	633	245	422	667	234	351	585	256	376	632	229	380	609	210	335	545	-10.5%	-13.9%

Note: 5-Year rate compares the number of 2020-21 awards earned by graduates to the number of awards earned by 2015-16 graduates.

Survey Respondents – Degree or Certificate Awarded

Degree or Certificate Awarded	2015-16	2016-17	2017-18	2018-19	2019-20	2020-21	Total
Accounting AAS	8		3	1		4	16
Agricultural Business AAS					2	2	4
Business Administration AS	26	5	14	8	24	22	99
Business Administration AAS							0
Computer Science AS	4	1	7	4	3	4	23
Creative Writing AA	3		3	1	1		8
Criminal Justice: Police Science AS	7	4	12	10	14	4	51
Criminal Justice: Substance Abuse Services AAS	7	1	8	3	5	5	29
Culinary Arts AAS	1	2	3	4	3		13
Culinary and Baking Arts AOS					3	5	8
Electrical Technology AAS	5		2	3	1		11
Engineering Science AS	5	3	4	7	2	4	25
Fine Arts AS				1	4	1	6
Hospitality Management AAS	3	2	3	4	2	2	16
Information Technology AAS	3	2		1	4		10
Information Technology: Computer Networking AAS	2		5	5	2	1	15
Information Technology: Cybersecurity AAS				3	2	6	11
Information Technology: Information Security AS					1	2	3
Liberal Arts & Sciences: Humanities and Social Science AA (All concentrations)	51	14	38	43	64	33	243
Liberal Arts & Sciences: Individual Studies AS				12	30	20	62
Liberal Arts & Sciences: Mathematics and Science AS (All concentrations)	22	4	8	15	14	16	79
Management, Marketing & Entrepreneurship AAS	11	5	5	2	8	5	36
Marketing AAS	1						1
Mechatronics AAS					3	2	5
Media Arts AAS	8	1	6	9	19	12	55
Music AS	1		2		2	1	6
Nursing AAS	46	4	13	15	29	43	150
Outdoor Education/Adventure Sports AAS	1		3	1	4	3	12
Physical Education Studies AS					1		1
Radio-Television Broadcasting AAS	3	2	1	4	3	2	15
Certificate: Adventure Sports							0
Certificate: Commercial Cooking			1				1
Certificate: Early Childhood Studies	4	2					6
Certificate: Entrepreneurship and Business Management	1		1			1	3
Certificate: Information Technology	1					1	2
Certificate: Media Arts					3		3
Certificate: Radio Broadcasting							0
Certificate: Teaching Assistant	7	2	7		6	4	26
Other (please specify)		1	3				4
Duplicated Awards	231	55	152	156	259	205	1,058
Number of Graduate Survey Respondents	225	51	140	152	251	203	

SUNY ADIRONDACK GRADUATE SURVEY SUMMARY REPORT: 2015-16 to 2020-21

SUNY ADIRONDACK Graduates-01-31-2016 to 08-31-2020			
Award	100% White- Not Hispanic	Students of Color	Grand Total
A.A.	772	70	842
Creative Writing	24	2	26
Liberal Arts & Sciences: Humanities & Social Science	748	68	816
A.A.S./A.O.S.	1,059	80	1,139
Accounting	22	1	23
Adventure Sports: Leadership & Management	6		6
Agricultural Business	4		4
Broadcast Media Production	35	9	44
Business: Marketing	3		3
Criminal Justice: Substance Abuse Services	69	1	70
Culinary & Baking Arts	10	1	11
Culinary Arts	42	4	46
Electrical Technology	37	1	38
Hospitality and Tourism Management	14	1	15
Hospitality Management	30	5	35
Information Technology	32	2	34
Information Technology - Cybersecurity	14	2	16
Information Technology: Computer Networking	40	2	42
Management, Marketing & Entrepreneurship	108	5	113
Mechatronics	3		3
Media Arts	144	18	162
Nursing	405	27	432
Outdoor Education	41	1	42
A.S.	945	88	1,033
Accounting	1		1
Business Administration	290	16	306
Computer Science	41	5	46
Criminal Justice: Police	147	14	161
Engineering Science	45	7	52
Fine Arts	8	1	9
Information Technology - Information Security	5	1	6
Liberal Arts & Sciences: Individual Studies	164	22	186
Liberal Arts & Sciences: Math & Science	224	20	244
Music	19	2	21
Physical Education Studies	1		1
CERT	90	6	96
Adventure Sports: Leadership & Management	3		3
Culinary	3		3
Early Childhood Studies	23	1	24
Entrepreneurship & Business Management	6		6
Information Technology	6		6
Media Arts	11		11
Radio Broadcasting	1	1	2
Teaching Assistant	37	4	41
Grand Total	2,866	244	3,110
Source: SUNY BI data warehouse 06-25-2021			

SUNY ADIRONDACK GRADUATE SURVEY SUMMARY REPORT: 2015-16 to 2020-21

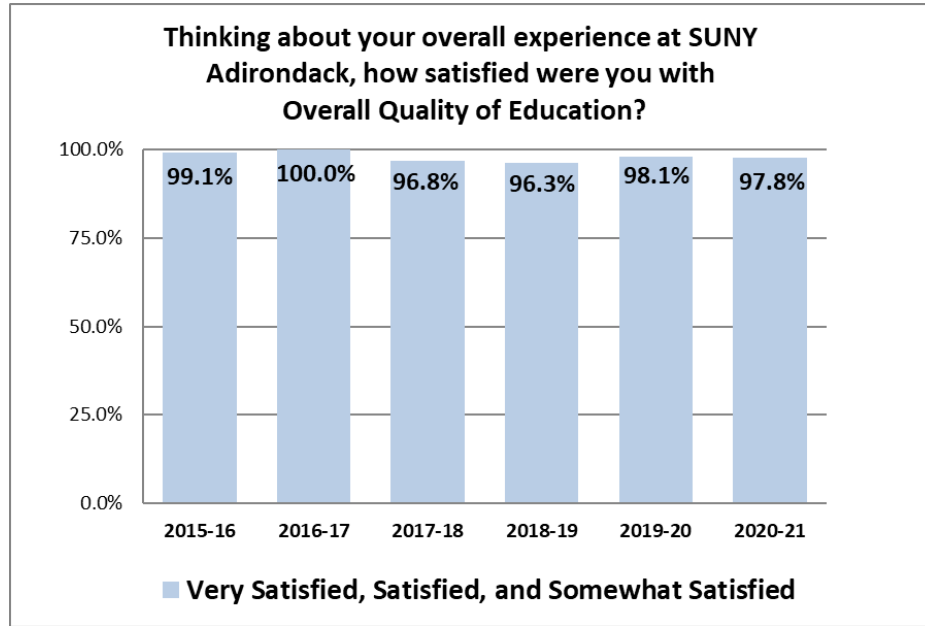
Two-Year Graduation Rates (September 1 Year 1 to August 31 Year 2)

	First-Time, Full-Time FALL Students					2018 Cohort
	2014	2015	2016	2017	2018-%	
Socio-economic Status						
Pell	8.3%	6.7%	9.6%	14.2%	15.8%	419
Not Pell	<u>14.7%</u>	<u>17.6%</u>	<u>21.1%</u>	<u>22.6%</u>	<u>24.4%</u>	<u>365</u>
Total	11.2%	12.2%	15.3%	18.4%	19.8%	784
Gender						
Female	13.6%	14.1%	14.6%	19.7%	22.1%	429
Male	<u>8.7%</u>	<u>9.9%</u>	<u>16.1%</u>	<u>17.1%</u>	<u>16.9%</u>	<u>355</u>
Total	11.2%	12.2%	15.3%	18.4%	19.8%	784
Race-Ethnicity						
American Indian or Alaskan Native	0.0%	11.1%	0.0%	12.5%	0.0%	4
Asian	0.0%	0.0%	20.0%	16.7%	50.0%	4
Black or African American	4.1%	2.2%	6.1%	9.3%	7.3%	41
Hispanic/Latino	10.3%	8.8%	2.6%	8.8%	6.7%	45
Native Hawaiian or Pacific Islander	0.0%	0.0%	0.0%	0.0%	0.0%	1
Two or More Races	5.3%	0.0%	4.5%	6.3%	7.7%	26
Caucasian 100%-not Hispanic/Latino	<u>12.1%</u>	<u>13.6%</u>	<u>17.0%</u>	<u>20.5%</u>	<u>21.7%</u>	<u>699</u>
Total (Excl. NRAs & Unkn.)	11.2%	12.2%	15.3%	18.4%	19.8%	820

Three-Year Graduation Rates (September 1 Year 1 to August 31 Year 2)

	First-Time, Full-Time FALL Students					2017 Cohort
	2013	2014	2015	2016	2017-%	
Race-Ethnicity						
American Indian or Alaskan Native	0.0%	0.0%	0.0%	0.0%	25.0%	8
Asian	33.3%	28.6%	22.2%	50.0%	50.0%	6
Black or African American	5.1%	12.2%	11.1%	6.1%	20.4%	54
Hispanic/Latino	14.3%	17.2%	14.7%	7.9%	17.6%	34
Native Hawaiian or Pacific Islander	100.0%	0.0%	0.0%	0.0%	0.0%	0
Two or More Races	12.5%	15.8%	11.1%	9.1%	15.6%	32
Caucasian 100%-not Hispanic/Latino	<u>22.5%</u>	<u>0.268</u>	<u>27.6%</u>	<u>0.314</u>	<u>0.337</u>	<u>704</u>
Total (Excl. NRAs & Unkn.)	21.5%	25.2%	25.3%	28.5%	31.4%	838
Socio-economic Status						
Pell	17.3%	19.8%	19.7%	24.1%	27.2%	416
Not Pell	<u>25.9%</u>	<u>31.6%</u>	<u>31.0%</u>	<u>33.0%</u>	<u>35.6%</u>	<u>430</u>
Total	21.5%	25.2%	25.3%	28.5%	31.4%	846
Gender						
Female	24.2%	28.9%	28.2%	27.8%	34.3%	437
Male	<u>18.6%</u>	<u>21.1%</u>	<u>21.9%</u>	<u>29.3%</u>	<u>28.4%</u>	<u>409</u>
Total	21.5%	25.2%	25.3%	28.5%	31.4%	846

ACADEMICS



Between 2015-16 and 2020-21, 96.8% to 100.0% of SUNY Adirondack graduates reported that they are satisfied with the overall quality of their education.

Overall Quality	2015-16		2016-17		2017-18		2018-19		2019-20		2020-21	
	Number	%	Number	%	Number	%	Number	%	Number	%	Number	%
Very Satisfied	106	47.7%	21	48.8%	51	40.5%	64	47.8%	96	45.3%	82	45.3%
Satisfied	97	43.7%	18	41.9%	53	42.1%	53	39.6%	86	40.6%	71	39.2%
Somewhat Satisfied	17	7.7%	4	9.3%	18	14.3%	12	9.0%	26	12.3%	24	13.3%
Somewhat Dissatisfied	0	0.0%	0	0.0%	4	3.2%	1	0.7%	1	0.5%	3	1.7%
Dissatisfied	1	0.5%	0	0.0%	0	0.0%	2	1.5%	2	0.9%	1	0.6%
Very Dissatisfied	1	0.5%	0	0.0%	0	0.0%	2	1.5%	1	0.5%	0	0.0%
Grand Total	222	100.0%	43	100.0%	126	100.0%	134	100.0%	212	100.0%	181	100.0%

Overall, did SUNY Adirondack help you meet your educational goals?

	2016-17	2017-18	2018-19	2019-20	2020-21
Yes	97.6%	94.4%	93.2%	98.1%	96.1%
No	2.4%	5.6%	6.8%	1.9%	3.9%

SUNY Adirondack consistently assists a majority of its graduates attain their educational goals.

SUNY Adirondack Institutional Learning Outcomes

1. Apply critical thinking skills to interpret and analyze the world.
2. Demonstrate effective communication skills.
3. Demonstrate effective information management skills.
4. Demonstrate an understanding of the necessary skills to interact effectively in a diverse world.
5. Demonstrate knowledge of quantitative and scientific reasoning.

SUNY ADIRONDACK GRADUATE SURVEY SUMMARY REPORT: 2015-16 to 2020-21

SUNY Adirondack graduates report that they gain significant skills and knowledge in areas identified by the college’s institutional learning outcomes.

How much did your educational experience contribute to your growth in each of the following areas?

	Very Much		Somewhat		Very Little		Does Not Apply		Total	
	%	Number	%	Number	%	Number	%	Number	%	Number
Communication Skills	52.65%		39.65%		5.83%		1.86%		100.00%	
2016-17	44.68%	21	46.81%	22	6.38%	3	2.13%	1	100.00%	47
2017-18	51.16%	66	41.09%	53	6.20%	8	1.55%	2	100.00%	129
2018-19	52.24%	70	39.55%	53	6.72%	9	1.49%	2	100.00%	134
2019-20	60.00%	129	32.56%	70	6.05%	13	1.40%	3	100.00%	215
2020-21	55.19%	101	38.25%	70	3.83%	7	2.73%	5	100.00%	183
Critical Thinking	59.07%		36.59%		3.75%		0.59%		100.00%	
2016-17	58.70%	27	39.13%	18	2.17%	1	0.00%	0	100.00%	46
2017-18	58.59%	75	36.72%	47	3.91%	5	0.78%	1	100.00%	128
2018-19	53.73%	72	41.79%	56	4.48%	6	0.00%	0	100.00%	134
2019-20	60.93%	131	35.81%	77	3.26%	7	0.00%	0	100.00%	215
2020-21	63.39%	116	29.51%	54	4.92%	9	2.19%	4	100.00%	183
Quantitative Reasoning	48.83%		41.75%		7.39%		2.03%		100.00%	
2016-17	50.00%	23	39.13%	18	10.87%	5	0.00%	0	100.00%	46
2017-18	49.61%	64	40.31%	52	6.20%	8	3.88%	5	100.00%	129
2018-19	45.52%	61	44.78%	60	8.21%	11	1.49%	2	100.00%	134
2019-20	49.30%	106	44.19%	95	5.58%	12	0.93%	2	100.00%	215
2020-21	49.72%	90	40.33%	73	6.08%	11	3.87%	7	100.00%	181
Scientific Reasoning	42.25%		42.05%		11.25%		4.44%		100.00%	
2016-17	36.96%	17	43.48%	20	15.22%	7	4.35%	2	100.00%	46
2017-18	38.76%	50	45.74%	59	10.85%	14	4.65%	6	100.00%	129
2018-19	42.86%	57	39.10%	52	12.78%	17	5.26%	7	100.00%	133
2019-20	41.86%	90	46.05%	99	10.23%	22	1.86%	4	100.00%	215
2020-21	50.83%	92	35.91%	65	7.18%	13	6.08%	11	100.00%	181
Diversity Skills and Knowledge	51.10%		39.08%		7.37%		2.45%		100.00%	
2016-17	43.48%	20	50.00%	23	4.35%	2	2.17%	1	100.00%	46
2017-18	50.39%	65	39.53%	51	6.20%	8	3.88%	5	100.00%	129
2018-19	47.01%	63	38.06%	51	11.94%	16	2.99%	4	100.00%	134
2019-20	58.02%	123	35.38%	75	6.13%	13	0.47%	1	100.00%	212
2020-21	56.59%	103	32.42%	59	8.24%	15	2.75%	5	100.00%	182
Information Management	50.03%		40.96%		6.86%		2.16%		100.00%	
2016-17	41.30%	19	52.17%	24	4.35%	2	2.17%	1	100.00%	46
2017-18	49.61%	64	41.09%	53	6.98%	9	2.33%	3	100.00%	129
2018-19	48.51%	65	40.30%	54	8.96%	12	2.24%	3	100.00%	134
2019-20	54.42%	117	36.28%	78	7.44%	16	1.86%	4	100.00%	215
2020-21	56.28%	103	34.97%	64	6.56%	12	2.19%	4	100.00%	183

SUNY ADIRONDACK GRADUATE SURVEY SUMMARY REPORT: 2015-16 to 2020-21

Q22 What did you like BEST about your Degree/Certificate program?

students amazing electives online able best teachers hands experience
learning instructors loved different experience schedule
classes knowledgeable professors opportunities
take lot degree helped program Hands teaching Flexibility
enjoyed worked wanted accounting diversity

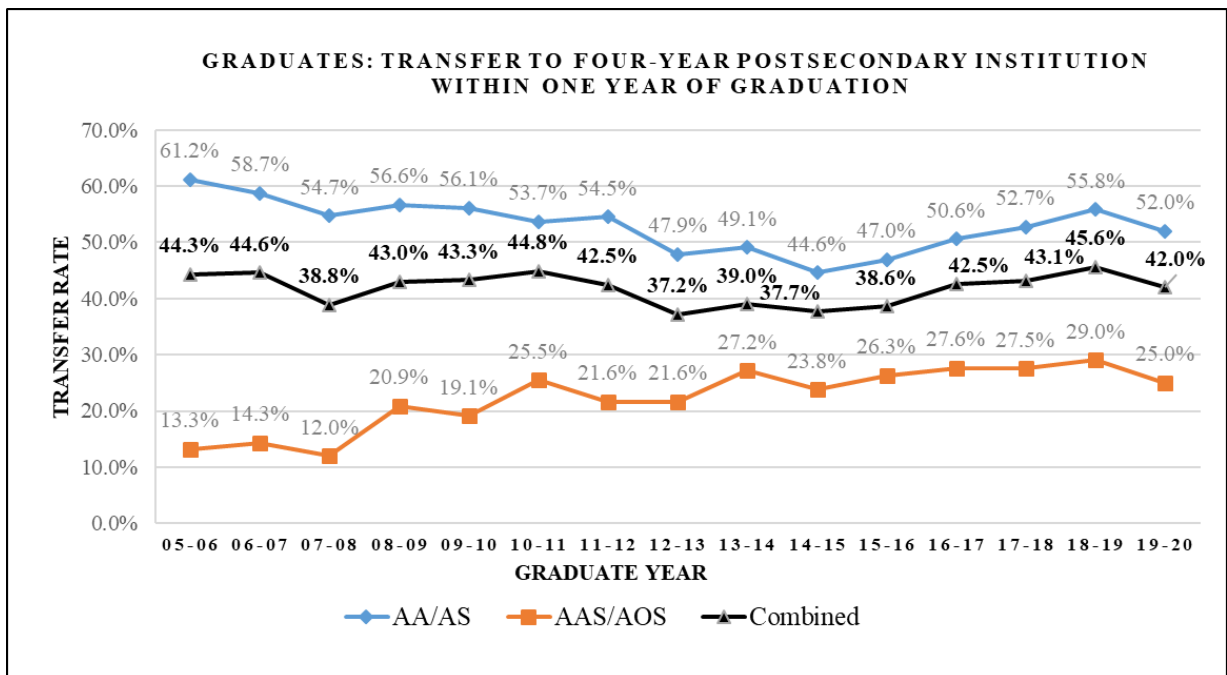
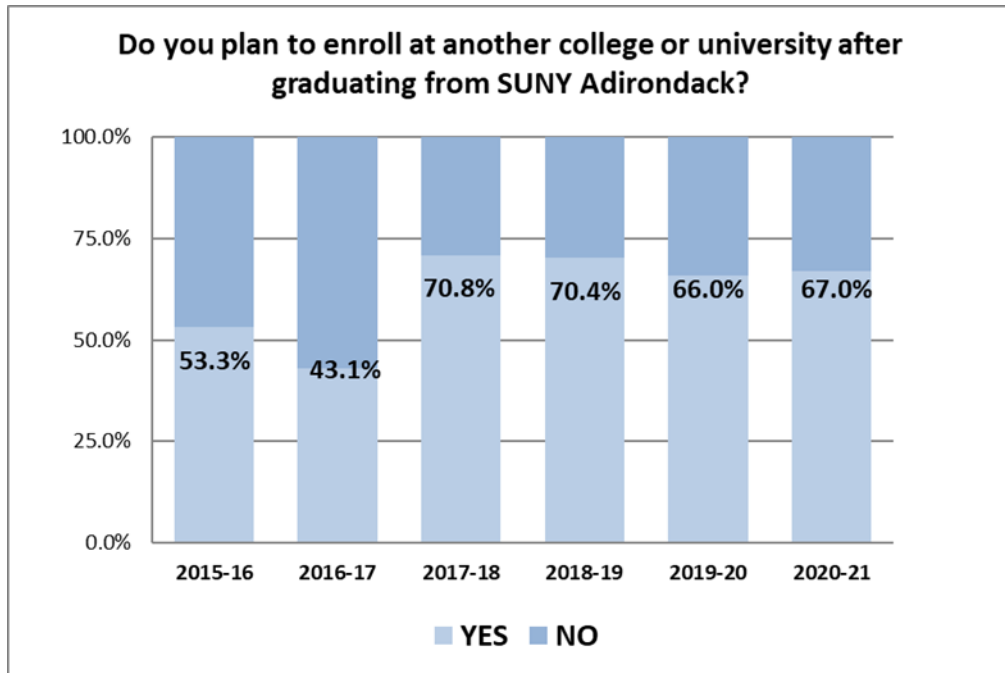
(2020-21 Graduate Survey-154 responses)

Q23 If you could suggest one thing to improve your Degree/Certificate program, what would it be?

options lab help office professor choose take online classes work
Better communication courses time Nothing experience
classes math students N program online need
communication Better clinical degree don t internship business

(2020-21 Graduate Survey-123 responses)

Additional Postsecondary Education - Transfer



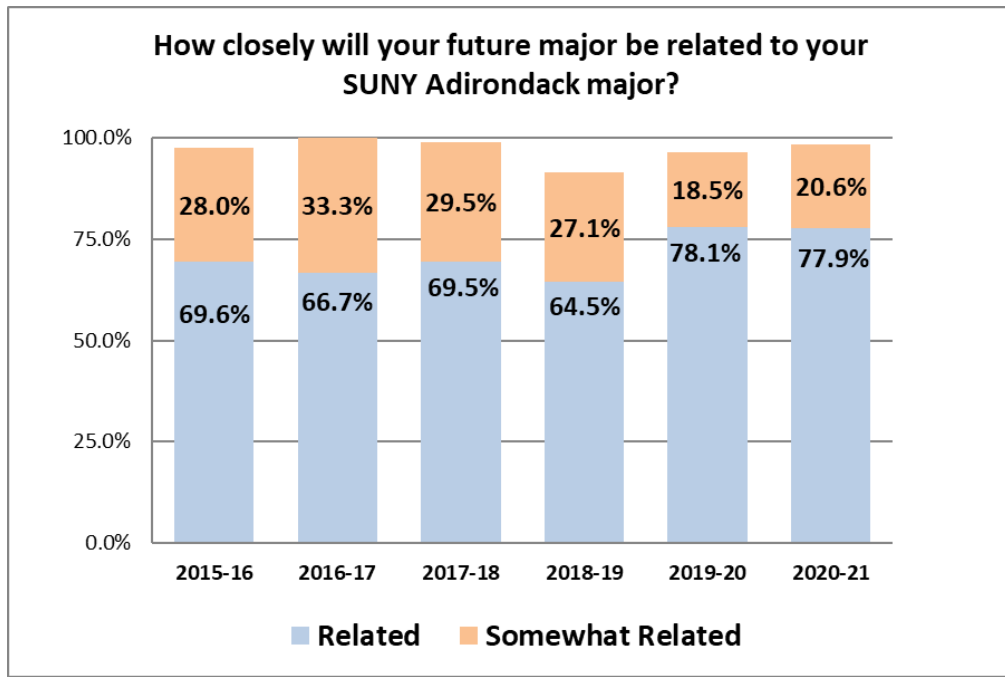
Top 25 Four-Year Transfer Institutions

4-Year College or University attended within 1 Year of Graduation	Number	College State	Public / Private
SUNY COLLEGE PLATTSBURGH	415	NY	Public
SUNY UNIVERSITY AT ALBANY	186	NY	Public
SUNY EMPIRE STATE COLLEGE	79	NY	Public
COLLEGE OF SAINT ROSE	49	NY	Private
SUNY COLLEGE ONEONTA	48	NY	Public
CASTLETON UNIVERSITY	32	VT	Public
SUNY COLLEGE POTSDAM	32	NY	Public
SIENA COLLEGE	28	NY	Private
SUNY OSWEGO	26	NY	Public
SOUTHERN NEW HAMPSHIRE- 09WEEK	23	NH	Private
STATE UNIVERSITY OF NEW YORK NEW PALTZ	21	NY	Public
SUNY COLLEGE - CORTLAND	21	NY	Public
SUNY BINGHAMTON	20	NY	Public
SUNY COLLEGE OF TECHNOLOGY @ DELHI	19	NY	Public
MARIA COLLEGE	17	NY	Private
SUNY UNIVERSITY AT BUFFALO	16	NY	Public
WESTERN GOVERNORS UNIVERSITY	15	UT	Private
CLARKSON UNIVERSITY	13	NY	Private
SUNY COLLEGE OF TECHNOLOGY AT CANTON	13	NY	Public
RENSSELAER POLYTECHNIC INSTITUTE	12	NY	Private
SUNY POLYTECHNIC INSTITUTE	12	NY	Public
CHAMBERLAIN UNIVERSITY	11	IL	Private
RUSSELL SAGE COLLEGE	11	NY	Private
EXCELSIOR COLLEGE	10	NY	Private
SUNY COLLEGE - BROCKPORT	10	NY	Public

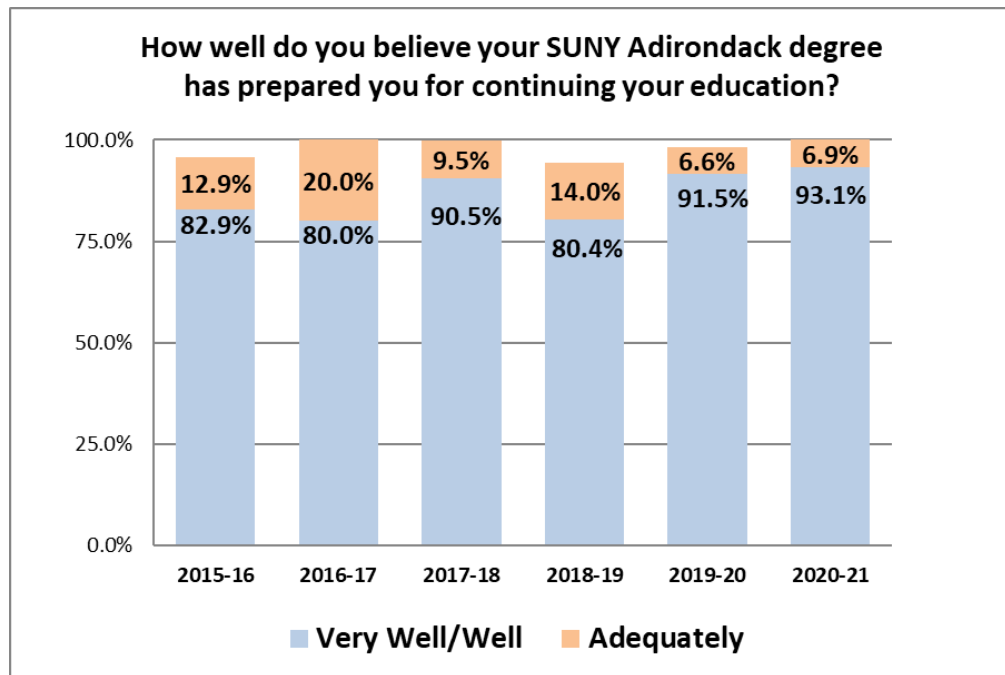
2015-16 to 2020-21 SUNY Adirondack graduates transferred to 134 different colleges and universities within one year of graduation. A student is counted one time for each institution that is attended. Students also continue their education at two-year institutions. Appendix A provides a complete list of four-year transfer institutions by state attended by graduates within one year of graduation.

Appendix B provides a list of four-year transfer institutions attended by the same group of graduates through May 2021. Graduates attended 192 different four-year colleges and universities located in 38 different states subsequent to graduation.

SUNY ADIRONDACK GRADUATE SURVEY SUMMARY REPORT: 2015-16 to 2020-21



A high percentage of Graduate Survey respondents who intended to enroll in additional postsecondary education reported that their future studies related or somewhat related to their SUNY Adirondack studies.



In 2020-21, 100.0% of SUNY Adirondack graduates reported that their education has prepared them Very Well/Well/Adequately for continuing their education.

2020-21 Graduates Transfer Update

Sixty-seven percent (67%) of 2020-21 survey respondents indicated that they planned to further their education. Of the 67%, 73% intended to enroll full-time and 28% intended to enroll part-time.

Eighty-seven percent (87%) of 2020-21 graduates intended to earn a Bachelor's degree. Approximately five percent intended to earn an Associate's degree. Other degree goals included earning Master's degree, doctoral degree, and certificate awards.

Graduates most frequently identified SUNY Plattsburgh (38), SUNY Albany (15), and SUNY Empire State (11) as their destination institutions. Five graduates are planning to re-enroll at SUNY Adirondack to pursue Nursing, Culinary Arts, IT, and Teaching awards. Two graduates intended to enroll at HVCC for Dental Hygiene and Health Education.

By institution, graduates intended to pursue studies:

SUNY Plattsburgh: Accounting, Business, Criminal Justice, Digital Media, Math Education, Nursing, Psychology

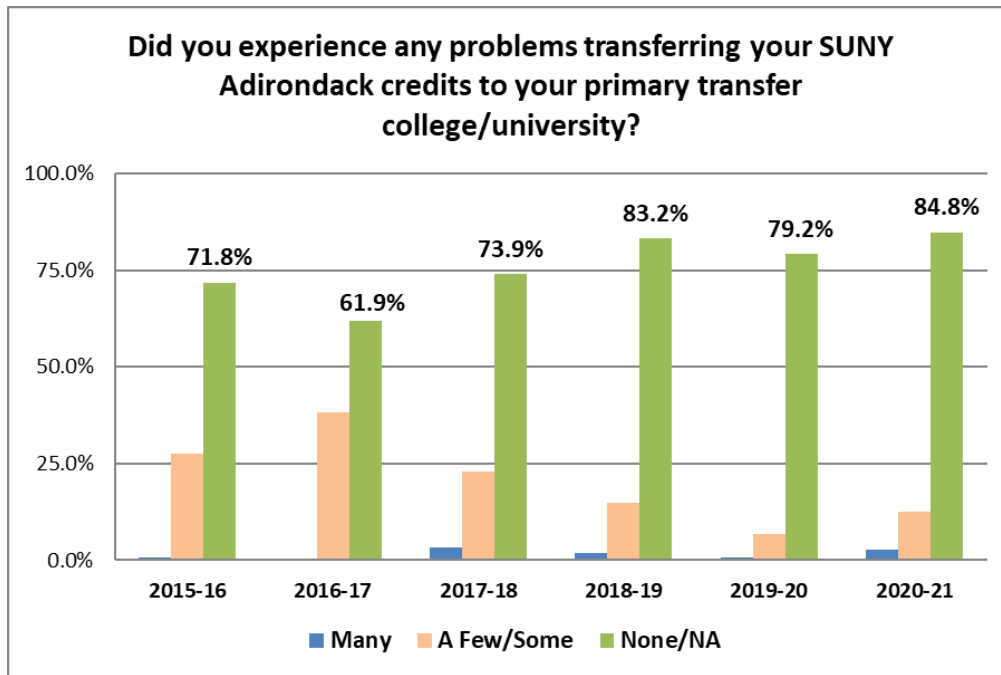
U Albany: Business, Chemistry, Communications, Computer Science, Cybersecurity, Early Childhood Education, Human Biology, Kinesiology

SUNY Empire State: Addiction Studies, Business Administration, Criminal Justice, Nursing, Psychology.

Several graduates intended to pursue additional studies in a wide variety of fields including anthropology, adolescent education, animation/illustration, engineering, English, marketing, pharmacy, and photography at other SUNY comprehensive and doctoral institutions.

Other destination institutions included: Castleton University (Education), Chamberlain (Nursing), Golden Paws Academy (Pet Grooming), Russell Sage (Media Arts, Nursing), Siena (Accounting, Mathematics, Nursing, Social Work), and Western Governors University (Nursing).

SUNY ADIRONDACK GRADUATE SURVEY SUMMARY REPORT: 2015-16 to 2020-21



Overall, Graduate Survey respondents report few if any challenges transferring their SUNY Adirondack credits to a primary transfer college/university.

2020-21 graduates described the following transfer issues:

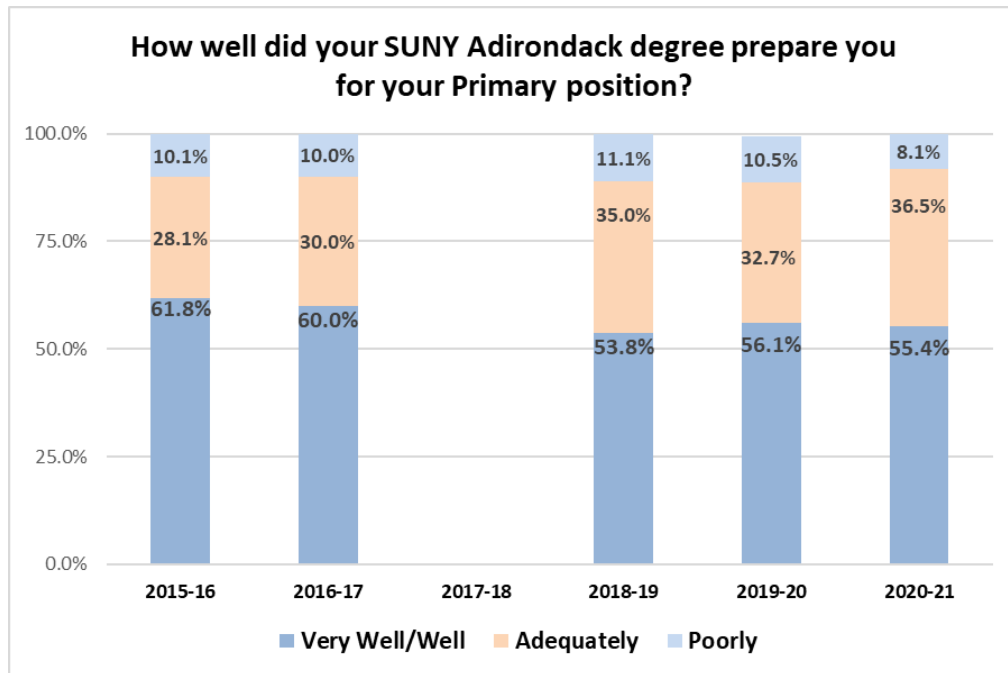
<i>Accessing my transcript has been a complicated experience</i>
<i>Miscommunications</i>
<i>My physics credit isn't being accepted as a science</i>
<i>My transcript won't go over</i>
<i>Not all of my credits could transfer over</i>
<i>Not all of my credits were taken and some were for the major I'm going in to this I had to change that with the campus</i>
<i>Not all of them were accepted by SUNY Plattsburgh at Queensbury. Which I was not told ahead of time</i>
<i>Some credits didn't transfer. Different programs.</i>
<i>The online database was giving me issue</i>

SUNY ADIRONDACK GRADUATE SURVEY SUMMARY REPORT: 2015-16 to 2020-21

EMPLOYMENT

The best way to describe your current employment status is:	2015-16		2016-17		2017-18		2018-19		2019-20		2020-21	
	%	Number	%	Number	%	Number	%	Number	%	Number	%	Number
Employed, Related to your SUNY ADK studies and Not an Apprenticeship			43.2%	16	23.3%	31	37.1%	23	13.3%	13	30.6%	26
Employed, Not Related to your SUNY ADK studies and Not an Apprenticeship			43.2%	16	56.4%	75	45.2%	28	50.0%	49	40.0%	34
Employed, Apprenticeship			0.0%	0	0.8%	1	0.0%	0	0.0%	0	0.0%	0
Employed, Military			0.0%	0	0.0%	0	0.0%	0	0.0%	0	0.0%	0
Total Employed	89.5%	179	86.5%	32	80.5%	107	82.3%	51	63.3%	62	70.6%	60
Not Employed, Not Seeking Employment	5.0%	10	10.8%	4	1.5%	2	9.7%	6	1.0%	1	2.4%	2
Not Employed, Seeking Employment	5.5%	11	2.7%	1	16.5%	22	1.6%	1	30.6%	30	25.9%	22
Other/Unknown	0.0%	0	0.0%	0	1.5%	2	6.5%	4	5.1%	5	1.2%	1

How closely related is your current position to your SUNY Adirondack degree?	2015-16		2016-17		2017-18		2018-19		2019-20		2020-21	
	%	Number	%	Number	%	Number	%	Number	%	Number	%	Number
Directly Related	15.6%	29			Question was not asked.							
Related	31.2%	58	42.9%	18		28.0%	33	24.9%	43	32.0%	49	
Somewhat Related	21.5%	40	33.3%	14		23.7%	28	20.8%	36	22.9%	35	
Unrelated/Not Related	31.7%	59	23.8%	10		48.3%	57	54.3%	94	45.1%	69	



Graduate Survey respondents indicated on the whole that SUNY Adirondack prepared them Very Well, Well or Adequately for their respective primary positions. SUNY Adirondack graduates are employed in many positions that are not related to their college studies.

SUNY ADIRONDACK GRADUATE SURVEY SUMMARY REPORT: 2015-16 to 2020-21

Overall, did SUNY Adirondack help you meet your career goals? (Mark all that apply.)

Note: The total percentage is greater than 100% because survey respondents have marked all responses that apply. (Question not asked in 2015-16),	2016-17		2017-18		2018-19		2019-20		2020-21	
	%	Number	%	Number	%	Number	%	Number	%	Number
Yes - I feel I have the qualifications/skills to apply for a job in my field.			42.9%	54						
Yes - My degree helped me secure a new position.			11.1%	14						
Yes - I earned a promotion.	23.3%	10	0.8%	1	10.1%	13	6.3%	15	13.9%	22
Yes - I became eligible for a promotion, but did not earn a promotion to date.	7.0%	3	0.0%	0	3.9%	5	2.5%	6	7.6%	12
Yes - I earned a pay increase.	7.0%	3	3.2%	4	10.1%	13	8.8%	21	7.6%	12
Yes - It helped my overall career advancement.	55.8%	24	20.6%	26	56.6%	73	49.2%	117	58.2%	92
Unknown at this time			30.2%	38						
No	27.9%	12	10.3%	13	38.0%	49	33.2%	79	35.4%	56

Employer Location	2015-16	2016-17	2017-18	2018-19	2019-20	2020-21
Warren County	46.2%	37.5%		37.8%	43.9%	35.3%
Washington County	10.4%	17.5%		12.6%	11.7%	15.7%
Saratoga County	22.5%	27.5%		27.9%	31.0%	27.5%
Other NYS County	14.3%	15.0%		17.1%	11.1%	15.0%
Outside NYS	6.6%	2.5%		4.5%	2.3%	6.5%

Overall Quality	2016-17		2017-18		2018-19		2019-20		2020-21	
	Number	%	Number	%	Number	%	Number	%	Number	%
Single Part-time	5	13.5%	Data Not Collected		15	13.4%	25	15.2%	18	12.2%
Multiple Part-time	8	21.6%		28	25.0%	43	26.2%	25	17.0%	
Single Full-time	22	59.5%		55	49.1%	71	43.3%	85	57.8%	
Single Full-time Position and some Part-time Work	1	2.7%		12	10.7%	18	11.0%	10	6.8%	
Per Diem	1	2.7%		1	0.9%	6	3.7%	3	2.0%	
Self-Employed	0	0.0%		0	0.0%	1	0.6%	2	1.4%	
Stay at Home Parent	0	0.0%		1	0.9%	0	0.0%	4	2.7%	
Grand Total	37	100.0%				112	100.0%	164	100.0%	147

Other: As-needed, unpaid internship, work study, retired, freelancing, two full-time, unemployed

When did you start your current position?	2016-17		2017-18		2018-19		2019-20		2020-21	
	Number	%	Number	%	Number	%	Number	%	Number	%
Held same job while enrolled at SUNY Adirondack	16	40.0%	Data Not Collected		68	59.1%	147	86.0%	119	76.8%
Will begin employment in the next 6 months	15	37.5%		39	33.9%	20	11.7%	27	17.4%	
Will begin employment more than 6 months after graduating	9	22.5%		8	7.0%	4	2.3%	9	5.8%	
Grand Total	40	100.0%			115	100.0%	171	100.0%	155	100.0%

SUNY ADIRONDACK GRADUATE SURVEY SUMMARY REPORT: 2015-16 to 2020-21

Applied Learning experiences include: internship, clinical placement, practicum, service learning, creative works, undergraduate research, and/or field study.

Do you feel that your Applied Learning Experiences prepared you for your current position?

Applied Learning	2016-17		2017-18		2018-19*		2019-20		2020-21	
	Number	%	Number	%	Number	%	Number	%	Number	%
I did not participate in an Applied Learning Experience.	28	63.6%	Data Not Collected		90	67.2%	92	43.6%	81	45.3%
No - I am working in a position <u>related</u> to my applied learning experience.	1	2.3%		5	3.7%	5	2.4%	5	2.8%	
No - I m working in a position <u>not related</u> to my applied learning experience.	4	9.1%		6	4.5%	21	10.0%	17	9.5%	
Yes - I am working in a position <u>related</u> to my applied learning experience.	10	22.7%		29	21.6%	41	19.4%	42	23.5%	
Yes - I am working in a position <u>not related</u> to my applied learning experience.						15	7.1%	9	5.0%	
I am not employed at this time.	1	2.3%				4	3.0%	37	17.5%	25
Grand Total	44	100.0%			134	100.0%	211	100.0%	179	100.0%

2015-16 to 2020-21 SUNY Adirondack graduates indicated being employed by a variety of industries and services located primarily in the college’s service area.

2015-16 to 2020-21 Graduate Survey Responses		
Employer Type	Number	%
Healthcare	119	20.3%
Food Service	80	13.7%
Retail	78	13.3%
Entertainment/Recreation/Fitness	50	8.5%
Education	35	6.0%
Distribution	31	5.3%
Independent/Prof Svcs	30	5.1%
Social Services	26	4.4%
Other	21	3.6%
Government	18	3.1%
Hospitality	17	2.9%
Manufacturing	17	2.9%
Caregiving	14	2.4%
Financial/Real Estate/Insurance	14	2.4%
Childcare/Childcare Education	12	2.1%
Technology	11	1.9%
Media Arts	5	0.9%
Construction	4	0.7%
Farming	3	0.5%
Grand Total	585	100.0%

SUNY ADIRONDACK GRADUATE SURVEY SUMMARY REPORT: 2015-16 to 2020-21

Examples of Employers from Each Employer Area

2015-16 to 2020-21 Graduate Survey Responses	
Employer Type	Examples
Caregiving	The Orchard Nursing Center, Washington Nursing Home, Wesley Nursing Home, Rutland Area Visiting Nurses, Fort Hudson Nursing Center, Greater Adirondack Home Aides
Childcare/Childcare Education	Maple Leaf Childcare Center, ABC Daycare, Warren County Headstart, Childtime of Queensbury
Construction	D.A. Collins Construction Co., K. Kristel Company, Kubricky Construction
Distribution	Bobrow Distributing, DNT Express Inc., Target Distribution Center, UPS, Food Distribution: Hannaford, Market 32, Price Chopper
Education	Fort Edward UFSD, Hadley-Luzerne CSD, Liberty University, SUNY Adirondack, RPI ECSE, St. Mary's/ St. Alphonsus Catholic School, SUNY Plattsburgh, University of Florida, Warrensburg CSD, Whitehall CSD
Entertainment/Recreation/Fitness	Adirondack Mountain Club, BMI Supply (stage lighting), Conifer Park, Lake George RV Park, Six Flags-Great Escape, Point O'Pines Camp, Planet Fitness, Regal Cinemas, Saratoga Casino, YMCA
Farming	Kimberly Farms, Vertical Farm
Financial/Real Estate/Insurance	Arrow Financial Corp., Travelers Insurance Co., Sheldon Rock Realty, Hudson River Community Credit Union
Food Service	Adirondack Pub and Brewery, Applebee's, Dunkin' Donuts, Lake George Baking Company, Radichi Kitchen and Bar, Sushi Yoshi, Texas Roadhouse
Government	Town of Wilton, US Postal Service, Warren County Public Health, NYS DOT, US Veterans Administration
Healthcare	Albany Medical Center, Glens Falls Hospital, Saratoga Hospital, Hudson Headwaters Health Network, Malta Med Emergent Care, NY Eye Surgical Care, Orlando Health, RCM Healthcare Services
Hospitality	Holiday Inn, Marriott Hotel, Sagamore Resort, Stony Creek Ranch Resort, The Inn at Erlowest, Inn on Biltmore Estate, Manchester Country Club
Independent/Prof Svcs	Self-Employed, ACT Lawncare, Canine to Five LLC, DeLorenzo and Associates, Inc., Tech II Business Services, Toadflax Nursery LLC
Manufacturing	CR Bard, Barton International, Day Automation, Finch Paper, Global Foundries, Medline Industries
Media Arts	ADK Creative Works, Quad Graphics, Myriad Productions
Other	The Glen at Hiland Meadows, Word of Life, Liberty Partnership Program, National Grid, Volunteer Work
Retail	Benson's, Dollar General, Dick's Sporting Goods, Lowe's, Old Navy, Stewart's Shops, Saratoga Honey & Tea, Kohl's, New Country Toyota, Yankee Candle
Social Services	Capital District DDSO, AIM Services, CWI, WAIT House, ARC-Jacksonville, WWAARC
Technology	Adirondack Technical Solutions, Center for Internet Security, CoreBTS, Worksmart Network LLC

Appendix C lists the 345 employers of SUNY Adirondack graduates.

2015-16 to 2020-21 Graduate Survey Respondents Representative Employment Titles

Business/Management Accountant, Accounts Receivable, Accounts Payable, Account Clerk, Auditor, Administrative Assistant, Assistant Manager, Assistant Farm Manager, Assistant Store Manager, Assistant/Associate Trainer, Bank Teller, Bookkeeper, Branch Operations Associate, Business Owner, Commercial Lines Assistant Account Manager, Contract Manager, Financial Coordinator, Manager, Medical Billing Representative, Member Services Representative, Office Manager, Proposal Analyst, Receptionist, Supervisor, Taxpayer Services Representative, Team Lead, Team Member, Unit Operations Coordinator

Computer Science/Information Technology Assistant Technology Administrator, IT Technician/Automation Technologist, Micro Computer Repair Technician, Product Technical Support Technician, Security and Networking, Supervisor and End User Support, Software Developer, Security Engineer, Tech Support Specialist

Education Art Instructor, Assistant Teacher, Teacher, Teacher's Aide, Training Instructor, Childcare Provider, Class Manager, Instructor, Computer Science Tutor, Professional Tutor, Tutor, Lead Teacher, Public School Teacher, Special Education Aide, Substitute Teacher

Entertainment/Recreation/Fitness Aquatics Lead, Biathlon Program Director, Camp Counselor, Cast Member, Fitness Coach, Whitewater Rafting Guide, Biathlon Program Director, Licensed Massage Therapist, Outdoor Golf Staff, Ride Operator

Facilities/Industrial Services/Logistics/Manufacturing Bus Technician, Controls Engineer, Electrician, Facility Coordinator, Facility/Project Manager, Field Engineer, Home Inspector, Industrial Maintenance Mechanic, Installation Tech, Lead Manufacturing Operator, Lineman, Mechanic, Maintenance Technician, Package Handler, Quality Engineer, Reliability Engineer, Senior Engineering Technician, Vessel Inspector, Warehouse Storm Water Inspector, Supply Journeyman, Shipping, Fork Lift/Clamp Roll Truck Operator, Owner/Operator, Technical Services Specialist, Shift Leader, Shift Manager, Shift Supervisor, Warehouse Worker, Laser Welder

Food Service Baker, Banquet Manager, Bar Manager, Barista,, Breakfast Chef, Bus Boy, Café Worker, Catering Manager, Chef, Cocktail Server, Confectioner, Cook, Pizza Cook/Maker, Dishwasher, Food and Beverage Server, Head Chef, Kitchen Manager, Ice Cream Slinger, Line Chef, Line Cook, Pastry Chef, Sandwich Artist, Waiter, Waitress

Government/Protective Services Direct Support Professional, Document Retention Clerk, Police Officer, State Trooper, Security Guard Shift Leader

HealthCare Advanced Medical Support Assistant, Cardiovascular Tech II, Clinical Coordinator, EMT, Mental Health Worker, Post Discharge Coordinator, Registered Nurse, Patient Access Representative, Patient Care Coordinator, Patient Care Associate, Patient Care Technician, OR Nurse, LPN, Medical Secretary, Medical Surgery Nurse, Nurse Manager, Nutrition Services, Occupational Health Nurse, Patient Care Technician, Pharmacy Technician Surgical Dental Assistant

SUNY ADIRONDACK GRADUATE SURVEY SUMMARY REPORT: 2015-16 to 2020-21

Hospitality Assistant Events Manager, Front Desk Associate, Front Desk Supervisor, Hostess, Host Trainer, Overnight Clerk

Marketing, Media and Arts, Sales Artist, Buyer, Camera Operator, Copy and Print Center employee, Development Associate / Graphic Designer, Director of Sales, General Merchandising, Image Editor, Design Intern, Film Crew, Usher, Lead Sales Associate, Sales Associate, Sales Clerk, Marketing Manager, Social Marketing Coordinator, Personal Marketing Assistant, Production Coordinator, Screen Printer, Territory Manager, Wine Representative

Retail/Service Cashier, Crew Trainer, Customer Service Associate, Delivery Driver, Retail Associate, Internal Service Representative, Overnight Stocker, Store Clerk, Store Manager

Social Services Addiction Tech/Case Manager, Behavioral Health Tech, Case Manager, Counselor, Family Advocate, Youth Care Worker, Residence Counselor, Social Welfare Examiner

Other Animal Shelter Aide, Caregiver, Community Support Professional, Dog Sitter, Consultant, Contractor, Cosmetologist, Crew Member/Trainer, Freelancer, Hairstylist, Groundskeeper, Handyman, Lab Assistant, Lot Attendant, Nanny, Paraprofessional, Personal Care Assistant, Seasonal Fish Technician, Security Guard, Storm Water Inspector

GRADUATE WAGES

Graduates reported the following wages in the annual graduate survey.

Salary - Primary Position	2016-17		2017-18		2018-19		2019-20		2020-21	
	Number	%	Number	%	Number	%	Number	%	Number	%
Less than \$10,000	8	21.6%	Data Not Collected		42	37.2%	71	42.3%	48	32.2%
\$10,000 - \$19,999	14	37.8%			32	28.3%	38	22.6%	33	22.1%
\$20,000 - \$29,999	3	8.1%			15	13.3%	19	11.3%	16	10.7%
\$30,000 - \$39,000	4	10.8%			8	7.1%	19	11.3%	17	11.4%
\$40,000 - \$49,999	1	2.7%			10	8.8%	10	6.0%	11	7.4%
\$50,000 or more	7	18.9%			6	5.3%	11	6.5%	24	16.1%
Grand Total	37	100.0%			113	100.0%	168	100.0%	149	100.0%

Salary - All Paid Work	2016-17		2017-18		2018-19		2019-20		2020-21	
	Number	%	Number	%	Number	%	Number	%	Number	%
\$1 - \$14,999	9	27.3%	Data Not Collected		54	49.1%	81	48.2%	55	37.4%
\$15,000 - \$19,999	10	30.3%			19	17.3%	29	17.3%	22	15.0%
\$20,000 - \$24,999	2	6.1%			8	7.3%	12	7.1%	11	7.5%
\$25,000 - \$34,999	4	12.1%			7	6.4%	19	11.3%	19	12.9%
\$35,000 - \$48,499	2	6.1%			14	12.7%	15	8.9%	12	8.2%
\$48,500+	6	18.2%			8	7.3%	12	7.1%	28	19.0%
Grand Total	33	100.0%			110	100.0%	168	100.0%	147	100.0%

How confident are you that you will be able to repay loans taken to pay for your SUNY Adirondack education?

Confidence - Repay SUNY ADK education loans	2019-20		2020-21	
	Number	%	Number	%
Very Confident	55	30.7%	60	33.3%
Confident	55	30.7%	48	26.7%
Not Confident	8	4.5%	11	6.1%
Not Applicable - I paid my loan in full.	7	3.9%	6	3.3%
Not Applicable - I did not take a loan to pay for my SUNY Adirondack studies.	54	30.2%	55	30.6%
Grand Total	179	100.0%	180	100.0%

The following two tables include data from the SUNY Graduate's Wage dashboard-<https://www.suny.edu/gradwages/>).

	SUNY ADIRONDACK GRADUATE WAGES				
	1 Year After	2 Years After	3 Years After	5 Years After	10 Years After
Graduate Years	2014-15 to 2017-18	2013-14 to 2016-17	2012-13 to 2015-16	2010-11 to 2013-14	2005-06 to 2008-09
Number	906	853	815	638	518
Average Wage	\$34,759	\$37,248	\$39,888	\$43,332	\$51,118
Median Wage	\$30,314	\$33,208	\$34,741	\$39,217	\$45,915
% Working in NYS	88.0%	84.9%	82.0%	77.2%	70.2%
% Pursuing Additional Education	37.6%	30.9%	19.8%	10.6%	6.4%

SUNY ADIRONDACK GRADUATE SURVEY SUMMARY REPORT: 2015-16 to 2020-21

	ALL SUNY Community College GRADUATE WAGES				
	1 Year After	2 Years After	3 Years After	5 Years After	10 Years After
Graduate Years	2014-15 to 2017-18	2013-14 to 2016-17	2012-13 to 2015-16	2010-11 to 2013-14	2005-06 to 2008-09
Number	43,891	45,782	46,770	44,432	32,449
Average Wage	\$37,555	\$41,532	\$43,980	\$48,964	\$59,614
Median Wage	\$32,781	\$36,597	\$38,919	\$43,251	\$52,122
% Working in NYS	84.3%	82.0%	79.5%	75.0%	67.4%
% Pursuing Additional Education	40.9%	32.7%	21.2%	10.6%	5.2%

WAGES – Selected Program Areas

Business, Mgt & Mktg (CIP = 52)	ALL SUNY Community College GRADUATE WAGES				
	1 Year After	2 Years After	3 Years After	5 Years After	10 Years After
Graduate Years	2014-15 to 2017-18	2013-14 to 2016-17	2012-13 to 2015-16	2010-11 to 2013-14	2005-06 to 2008-09
Number	184	163	149	100	106
Average Wage	\$34,185	\$34,793	\$39,913	\$40,588	\$48,144
Median Wage	\$29,590	\$34,972	\$34,936	\$38,374	\$40,918
% Working in NYS	89.4%	85.7%	85.7%	82.1%	70.3%
% Pursuing Additional Education	33.6%	29.0%	17.9%	6.9%	4.9%

Computer Science/IT (CIP = 11)	ALL SUNY Community College GRADUATE WAGES				
	1 Year After	2 Years After	3 Years After	5 Years After	10 Years After
Graduate Years	2014-15 to 2017-18	2013-14 to 2016-17	2012-13 to 2015-16	2010-11 to 2013-14	2005-06 to 2008-09
Number	51	51	46	32	26
Average Wage	\$35,220	\$39,333	\$42,577	\$45,200	\$64,422
Median Wage	\$32,020	\$34,669	\$37,661	\$43,464	\$59,303
% Working in NYS	90.5%	87.7%	85.1%	84.1%	73.2%
% Pursuing Additional Education	29.5%	17.3%	10.4%	9.1%	4.9%

Health Professions (CIP = 51)	SUNY ADIRONDACK GRADUATE WAGES				
	1 Year After	2 Years After	3 Years After	5 Years After	10 Years After
Graduate Years	2014-15 to 2017-18	2013-14 to 2016-17	2012-13 to 2015-16	2010-11 to 2013-14	2005-06 to 2008-09
Number	191	171	159	152	132
Average Wage	\$49,251	\$50,291	\$54,656	\$55,451	\$63,315
Median Wage	\$51,142	\$53,431	\$56,572	\$56,325	\$63,202
% Working in NYS	92.2%	90.5%	82.9%	75.4%	73.6%
% Pursuing Additional Education	31.0%	31.7%	29.3%	16.2%	13.2%

National Wage Data Prototype

In addition to ten other states New York is participating in SUNY is participating in Post-Secondary Employment Outcomes Explorer (PSEO).

The additional participating states include: Colorado, Connecticut, Indiana, Louisiana, Maine, Michigan, Ohio, Pennsylvania, Texas, and Wisconsin.

PESOE Website: https://lehd.ces.census.gov/data/pseo_explorer.html

From the PSEO website:

Data Overview

The Post-Secondary Employment Outcomes (PSEO) is an experimental data product from the US Census Bureau containing **earnings** outcomes and employment **flows** for recent graduates of partner colleges and universities. These statistics are generated by matching university transcript data with a national database of jobs. Only graduates who earn at least the annual equivalent of full-time work at the prevailing federal minimum wage and work three or more quarters in a calendar year are included.



Earnings 📊

Earnings outcomes for graduates from a particular institution are available by degree field, degree level, and graduation cohort. The 25th, 50th, and 75th percentiles are released for one, five, and 10 years after graduation.

Flows 📍

Employment Flows provide counts of graduates from a particular institution to the geographic location and/or industry of their main employer. Flows are available by degree field, degree level, and graduation cohort and are released for one, five, and 10 years after graduation.

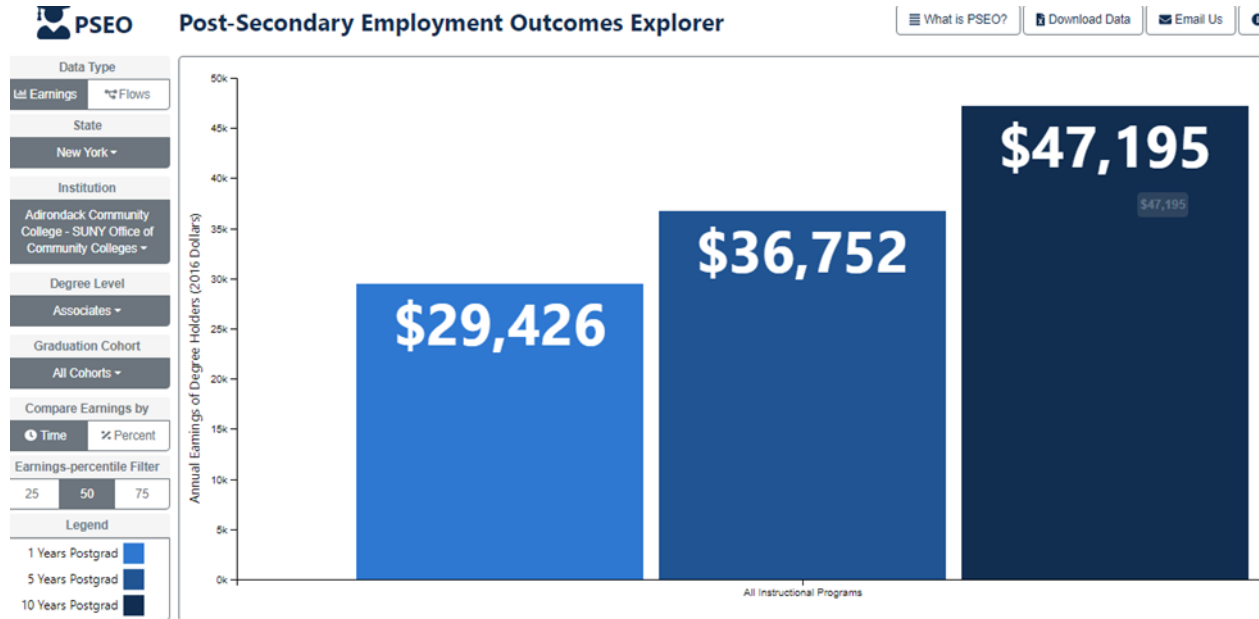
Contact Us

If you have any questions or comments contact us at CES.PSEO.Feedback@census.gov.

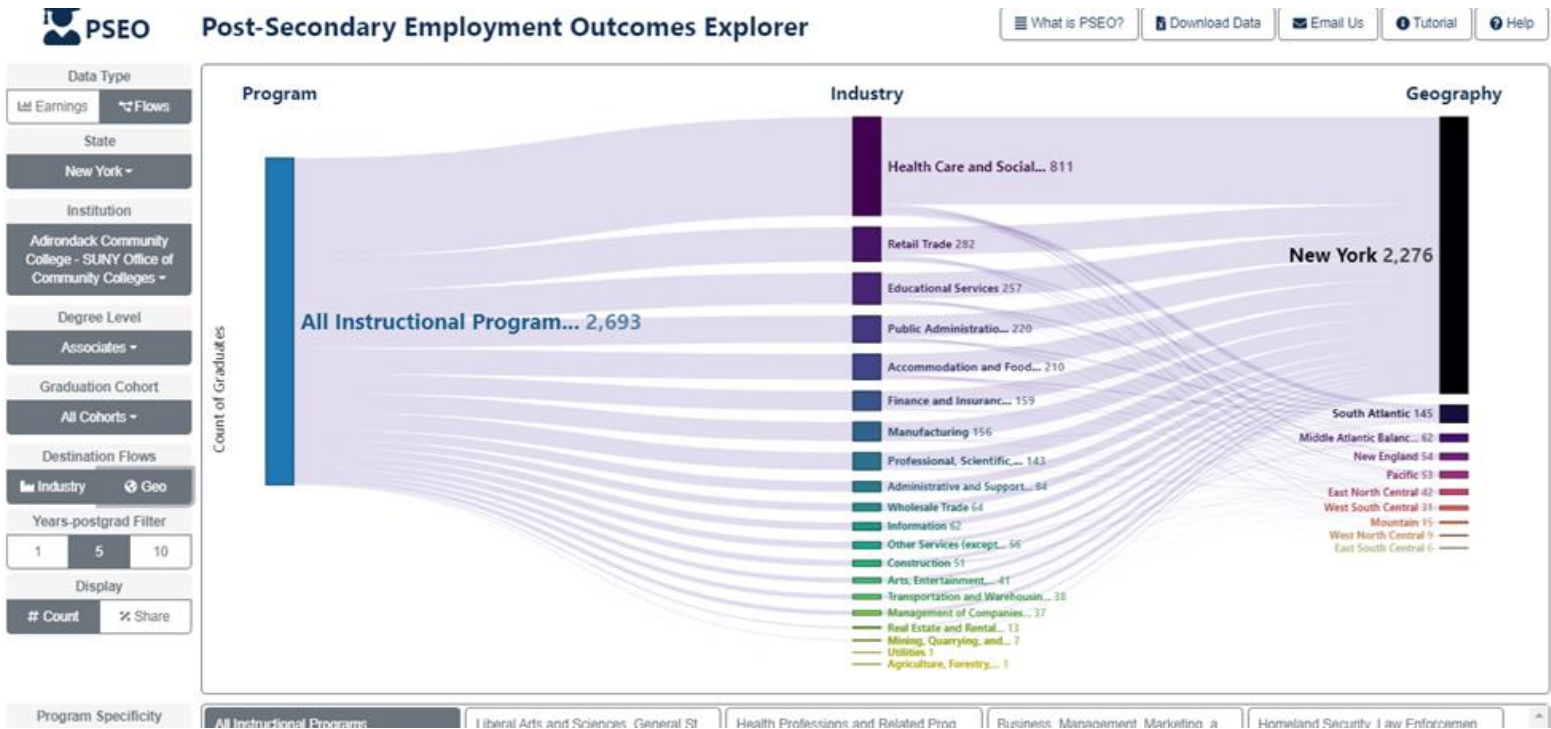
Mailing List

To get updates, including data releases and new partner institution announcements, join our mailing list below. Enter your email and tick the box for PSEO under **Topic > Education OR Surveys/Program > Longitudinal Employer-Household Dynamics (LEHD)**.

SUNY ADIRONDACK GRADUATE SURVEY SUMMARY REPORT: 2015-16 to 2020-21



All Cohorts equals 2001 to 2015 graduates. Options include: 2001-2003, 2004-2006, 2007-2009, 2010-2012, and 2013-2015.



The PSEO interface provides an option to create a visual diagram of graduates' relocation patterns by area of study.

Additional Information

Graduates were asked to consider their overall experience at SUNY Adirondack and rate their satisfaction with two employee groups.

Faculty-Student Relationships	2015-16		2016-17		2017-18		2018-19		2019-20		2020-21	
	Number	%	Number	%	Number	%	Number	%	Number	%	Number	%
Very Satisfied	109	49.1%	21	48.8%	61	48.4%	68	50.7%	115	54.2%	82	45.3%
Satisfied	84	37.8%	18	41.9%	45	35.7%	41	30.6%	60	28.3%	65	35.9%
Somewhat Satisfied	22	9.9%	4	9.3%	18	14.3%	16	11.9%	27	12.7%	28	15.5%
Somewhat Dissatisfied	3	1.4%	0	0.0%	0	0.0%	5	3.7%	6	2.8%	4	2.2%
Dissatisfied	2	0.9%	0	0.0%	2	1.6%	2	1.5%	2	0.9%	1	0.6%
Very Dissatisfied	1	0.5%	0	0.0%	0	0.0%	2	1.5%	1	0.5%	1	0.6%
Grand Total	221	99.5%	43	100.0%	126	100.0%	134	100.0%	211	99.5%	181	100.0%

Helpfulness of Staff other than Faculty	2015-16		2016-17		2017-18		2018-19		2019-20		2020-21	
	Number	%	Number	%	Number	%	Number	%	Number	%	Number	%
Very Satisfied	97	43.7%	19	44.2%	53	42.1%	57	42.5%	101	47.6%	83	45.9%
Satisfied	85	38.3%	16	37.2%	34	27.0%	44	32.8%	61	28.8%	56	30.9%
Somewhat Satisfied	24	10.8%	5	11.6%	28	22.2%	21	15.7%	32	15.1%	32	17.7%
Somewhat Dissatisfied	6	2.7%	2	4.7%	8	6.3%	6	4.5%	13	6.1%	6	3.3%
Dissatisfied	3	1.4%	0	0.0%	2	1.6%	2	1.5%	2	0.9%	1	0.6%
Very Dissatisfied	6	2.7%	1	2.3%	1	0.8%	3	2.2%	3	1.4%	2	1.1%
Grand Total	221	99.5%	43	100.0%	126	100.0%	133	99.3%	212	100.0%	180	99.4%

Appendix A -- Four-Year Transfer Institutions within One Year

2015 to 2021 SUNY Adirondack Graduates: Four-Year Transfer Institutions Attended within One Year of Graduation

SUNYADK Graduates who Transferred to a 4-Year Institution within 1 Year of Graduation	
Institution by State and Private/Public	Number
AZ	4
Private	4
GRAND CANYON UNIVERSITY	4
CA	3
Private	1
POINT LOMA NAZARENE UNIVERSITY	1
Public	2
CALIFORNIA STATE UNIVERSITY - SACRAMENTO	1
CALIFORNIA STATE UNIVERSITY - SAN MARCOS	1
CO	4
Private	1
UNIVERSITY OF DENVER - COLORADO	1
Public	3
COLORADO STATE UNIVERSITY	2
UNIVERSITY OF NORTHERN COLORADO	1
CT	5
Private	3
UNIVERSITY OF HARTFORD	1
UNIVERSITY OF NEW HAVEN-SEMESTERS	2
Public	2
CENTRAL CONNECTICUT STATE UNIVERSITY	1
EASTERN CONNECTICUT STATE UNIVERSITY	1
FL	6
Private	2
BETHUNE-COOKMAN UNIVERSITY	1
FULL SAIL UNIVERSITY	1
Public	4
FLORIDA ATLANTIC UNIVERSITY	1
UNIVERSITY OF CENTRAL FLORIDA	3
GA	1
Private	1
SAVANNAH COLLEGE OF ART AND DESIGN	1
IL	12
Private	12
CHAMBERLAIN UNIVERSITY	11
DEPAUL UNIVERSITY	1
IN	3
Public	3
INDIANA UNIVERSITY KOKOMO	1
PURDUE UNIVERSITY GLOBAL	2
KY	1
Public	1
UNIVERSITY OF KENTUCKY	1

SUNY ADIRONDACK GRADUATE SURVEY SUMMARY REPORT: 2015-16 to 2020-21

SUNYADK Graduates who Transferred to a 4-Year Institution within 1 Year of Graduation	
Institution by State and Private/Public	Number
MA	8
Private	5
EMERSON COLLEGE	1
ENDICOTT COLLEGE	1
MOUNT IDA COLLEGE	1
SIMMONS UNIVERSITY	1
WESTERN NEW ENGLAND UNIVERSITY	1
Public	3
MASSACHUSETTS COLLEGE OF LIBERAL ARTS	3
ME	1
Private	1
UNITY COLLEGE	1
MI	1
Public	1
UNIVERSITY OF MICHIGAN	1
MN	3
Private	3
CAPELLA UNIVERSITY	2
WALDEN UNIVERSITY	1
NC	5
Private	2
CAMPBELL UNIVERSITY	1
JOHNSON & WALES- CHARLOTTE	1
Public	3
NORTH CAROLINA STATE UNIVERSITY	1
UNIVERSITY OF NORTH CAROLINA - CHARLOTTE	1
UNIVERSITY OF NORTH CAROLINA-WILMINGTON	1
ND	1
Public	1
UNIVERSITY OF NORTH DAKOTA	1
NH	32
Private	30
NEW ENGLAND COLLEGE - SEMESTERS - DAYO	2
SOUTHERN NEW HAMPSHIRE- 09WEEK	23
SOUTHERN NEW HAMPSHIRE UNIVERSITY	5
Public	2
PLYMOUTH STATE UNIVERSITY	1
UNIVERSITY OF NEW HAMPSHIRE- DURHAM	1
NJ	1
Public	1
KEAN UNIVERSITY	1
NM	1
Public	1
UNIVERSITY OF NEW MEXICO	1

SUNY ADIRONDACK GRADUATE SURVEY SUMMARY REPORT: 2015-16 to 2020-21

SUNYADK Graduates who Transferred to a 4-Year Institution within 1 Year of Graduation	
Institution by State and Private/Public	Number
NV	1
Public	1
UNIVERSITY OF NEVADA-RENO	1
NY	1,156
Private	184
ADELPHI UNIVERSITY	1
ALBANY COLLEGE OF PHARMACY AND HEALTH SCIENCES	2
BRYANT & STRATTON COLLEGE - ALBANY	2
CAZENOVIA COLLEGE	1
CLARKSON UNIVERSITY	13
COLLEGE OF SAINT ROSE	49
CORNELL UNIVERSITY	1
CULINARY INSTITUTE OF AMERICA	1
D'YOUVILLE COLLEGE	1
EXCELSIOR COLLEGE	10
FIVE TOWNS COLLEGE	1
FORDHAM UNIVERSITY	1
HOUGHTON COLLEGE	2
ITHACA COLLEGE	1
KEUKA COLLEGE	1
LE MOYNE COLLEGE	1
MARIA COLLEGE	17
MERCY COLLEGE	2
NEW YORK UNIVERSITY	1
PAUL SMITH'S COLLEGE OF THE ADIRONDACKS	9
RENSSELAER POLYTECHNIC INSTITUTE	12
ROCHESTER INSTITUTE OF TECHNOLOGY	2
RUSSELL SAGE COLLEGE	11
RUSSELL SAGE COLLEGE- GRAD	2
SIENA COLLEGE	28
ST BONAVENTURE UNIVERSITY	1
ST JOHN FISHER COLLEGE	2
ST LAWRENCE UNIVERSITY	1
SYRACUSE UNIVERSITY	1
UTICA COLLEGE	7
Public	972
ALFRED STATE COLLEGE	3
CUNY BROOKLYN COLLEGE	1
CUNY COLLEGE OF STATEN ISLAND	1
CUNY GRAD SCHOOL & UNIV CENTER-SCHOOL PROF STUDIES	1
CUNY HUNTER COLLEGE	1
CUNY JOHN JAY COLLEGE OF CRIMINAL JUSTICE	3
CUNY NEW YORK CITY COLLEGE OF TECHNOLOGY	1
CUNY QUEENS COLLEGE	1

SUNY ADIRONDACK GRADUATE SURVEY SUMMARY REPORT: 2015-16 to 2020-21

SUNYADK Graduates who Transferred to a 4-Year Institution within 1 Year of Graduation	
Institution by State and Private/Public	Number
Public	972
STATE UNIVERSITY OF NEW YORK AT FREDONIA	5
STATE UNIVERSITY OF NEW YORK NEW PALTZ	21
SUNY BINGHAMTON	20
SUNY COBLESKILL	7
SUNY COLLEGE - BROCKPORT	10
SUNY COLLEGE - CORTLAND	21
SUNY COLLEGE - GENESEO	6
SUNY COLLEGE OF ENVIRONMENTAL	8
SUNY COLLEGE OF TECHNOLOGY @ DELHI	19
SUNY COLLEGE OF TECHNOLOGY AT CANTON	13
SUNY COLLEGE ONEONTA	48
SUNY COLLEGE PLATTSBURGH	415
SUNY COLLEGE POTSDAM	32
SUNY EMPIRE STATE COLLEGE	79
SUNY FARMINGDALE	1
SUNY FASHION INSTITUTE OF TECHNOLOGY	5
SUNY OSWEGO	26
SUNY POLYTECHNIC INSTITUTE	12
SUNY PURCHASE COLLEGE	4
SUNY STONY BROOK UNIVERSITY	1
SUNY UNIVERSITY AT ALBANY	186
SUNY UNIVERSITY AT BUFFALO	16
SUNY UPSTATE MEDICAL UNIVERSITY	1
THE STATE UNIVERSITY OF NEW YORK COLLEGE @ BUFFALO	4
OH	5
Private	4
ANTIOCH UNIVERSITY- CONNECTED	1
CEDARVILLE UNIVERSITY	3
Public	1
WRIGHT STATE UNIVERSITY	1
PA	3
Private	2
CAIRN UNIVERSITY	1
MESSIAH UNIVERSITY	1
Public	1
PENNSYLVANIA STATE UNIVERSITY	1
RI	2
Private	2
JOHNSON & WALES UNIVERSITY	2
SC	4
Public	4
COASTAL CAROLINA UNIVERSITY	2
COLLEGE OF CHARLESTON	1
UNIVERSITY OF SOUTH CAROLINA	1

SUNY ADIRONDACK GRADUATE SURVEY SUMMARY REPORT: 2015-16 to 2020-21

SUNYADK Graduates who Transferred to a 4-Year Institution within 1 Year of Graduation	
Institution by State and Private/Public	Number
SD	1
Public	1
DAKOTA STATE UNIVERSITY	1
TN	1
Public	1
TENNESSEE TECHNOLOGICAL UNIVERSITY	1
TX	2
Private	1
WAYLAND BAPTIST UNIVERSITY - MAIN CAMPUS	1
Public	1
UNIVERSITY OF TEXAS AT AUSTIN	1
UT	18
Private	16
WESTERN GOVERNORS UNIVERSITY	15
WESTMINSTER COLLEGE OF SALT LAKE CITY	1
Public	2
UNIVERSITY OF UTAH	2
VA	6
Private	4
LIBERTY UNIVERSITY	4
Public	2
GEORGE MASON UNIVERSITY	2
VT	59
Private	12
CHAMPLAIN COLLEGE	3
COLLEGE OF ST. JOSEPH	3
GREEN MOUNTAIN COLLEGE	6
Public	47
CASTLETON UNIVERSITY	32
NORTHERN VERMONT UNIVERSITY	8
UNIVERSITY OF VERMONT & STATE AGRICULTURAL COLLEGE	7
WA	1
Public	1
UNIVERSITY OF WASHINGTON - SEATTLE	1
WV	1
Private	1
AMERICAN PUBLIC UNIVERSITY SYSTEM	1
Grand Total	1,352

Appendix B – All Four-Year Transfer Institutions

2015 to 2021 SUNY Adirondack Graduates: Four-Year Transfer Institutions Attended through May 24, 2021

Note: A SUNY Adirondack graduate may be counted at more than one transfer institution. More recent graduates have had less time to transfer.

2015-2021 Graduates-Transfer Institutions	
Transfers Any Time through 05-24-2021	Number
AL	2
UNIVERSITY OF ALABAMA	1
UNIVERSITY OF ALABAMA BIRMINGHAM-TRADITIONAL	1
AR	1
ARKANSAS TECH UNIVERSITY	1
AZ	24
ARIZONA STATE UNIVERSITY	4
GRAND CANYON UNIVERSITY	14
GRAND CANYON UNIVERSITY-TRADITIONAL	4
UNIVERSITY OF PHOENIX	2
CA	7
CALIFORNIA STATE UNIVERSITY - SACRAMENTO	1
CALIFORNIA STATE UNIVERSITY - SAN MARCOS	1
NATIONAL UNIVERSITY	1
POINT LOMA NAZARENE UNIVERSITY	1
THE UNIVERSITY OF ARIZONA GLOBAL CAMPUS	2
TOURO UNIVERSITY WORLD WIDE	1
CO	10
AMERICAN SENTINEL UNIVERSITY	1
COLORADO STATE UNIVERSITY	5
NAROPA UNIVERSITY	1
UNIVERSITY OF DENVER - COLORADO	1
UNIVERSITY OF NORTHERN COLORADO	2
CT	8
CENTRAL CONNECTICUT STATE UNIVERSITY	1
EASTERN CONNECTICUT STATE UNIVERSITY	1
UNIVERSITY OF HARTFORD	2
UNIVERSITY OF NEW HAVEN-SEMESTERS	3
YALE UNIVERSITY	1
FL	15
BETHUNE-COOKMAN UNIVERSITY	1
COLLEGE OF CENTRAL FLORIDA	1
FLORIDA ATLANTIC UNIVERSITY	1
FLORIDA SOUTHERN COLLEGE	1
FULL SAIL UNIVERSITY	3
INDIAN RIVER STATE COLLEGE	1
PASCO-HERNANDO STATE COLLEGE	1
SAINT LEO UNIVERSITY	1
ST PETERSBURG COLLEGE	1
UNIVERSITY OF CENTRAL FLORIDA	3
VALENCIA COLLEGE	1

SUNY ADIRONDACK GRADUATE SURVEY SUMMARY REPORT: 2015-16 to 2020-21

2015-2021 Graduates-Transfer Institutions	
Transfers Any Time through 05-24-2021	Number
GA	2
SAVANNAH COLLEGE OF ART AND DESIGN	2
IL	28
CHAMBERLAIN UNIVERSITY	23
CHAMBERLAIN UNIVERSITY - GRAD	4
DEPAUL UNIVERSITY	1
IN	3
INDIANA UNIVERSITY KOKOMO	1
PURDUE UNIVERSITY GLOBAL	2
KY	2
EASTERN KENTUCKY UNIVERSITY	1
UNIVERSITY OF KENTUCKY	1
MA	15
EMERSON COLLEGE	2
ENDICOTT COLLEGE	1
FITCHBURG STATE UNIVERSITY	1
FRAMINGHAM STATE UNIVERSITY	1
MASSACHUSETTS COLLEGE OF LIBERAL ARTS	3
MERRIMACK COLLEGE	1
MOUNT IDA COLLEGE	1
NORTHEASTERN UNIVERSITY	1
SIMMONS UNIVERSITY	1
SUFFOLK UNIVERSITY - LAW	1
UNIVERSITY OF MASSACHUSETTS-DARTMOUTH	1
WESTERN NEW ENGLAND UNIVERSITY	1
MD	2
UNIVERSITY OF MARYLAND GLOBAL CAMPUS	1
UNIVERSITY OF MARYLAND GLOBAL CAMPUS- GRADS	1
ME	3
UNITY COLLEGE	1
UNIVERSITY OF NEW ENGLAND NON-MATRIC	2
MI	2
MICHIGAN STATE UNIVERSITY	1
UNIVERSITY OF MICHIGAN	1
MN	9
CAPELLA UNIVERSITY	8
WALDEN UNIVERSITY	1
MO	2
MARYVILLE UNIVERSITY	1
WASHINGTON UNIVERSITY	1
MS	1
WILLIAM CAREY UNIVERSITY	1

SUNY ADIRONDACK GRADUATE SURVEY SUMMARY REPORT: 2015-16 to 2020-21

2015-2021 Graduates-Transfer Institutions	
Transfers Any Time through 05-24-2021	Number
NC	6
CAMPBELL UNIVERSITY	1
JOHNSON & WALES- CHARLOTTE	1
NORTH CAROLINA STATE UNIVERSITY	1
UNIVERSITY OF NORTH CAROLINA - CHARLOTTE	1
UNIVERSITY OF NORTH CAROLINA-GREENSBORO	1
UNIVERSITY OF NORTH CAROLINA-WILMINGTON	1
ND	1
UNIVERSITY OF NORTH DAKOTA	1
NE	1
BELLEVUE UNIVERSITY	1
NH	105
COLBY SAWYER COLLEGE	1
NEW ENGLAND COLLEGE - SEMESTERS - DAYO	1
PLYMOUTH STATE UNIVERSITY	2
SOUTHERN NEW HAMPSHIRE- 09WEEK	69
SOUTHERN NEW HAMPSHIRE- 10WEEK	4
SOUTHERN NEW HAMPSHIRE UNIVERSITY	27
UNIVERSITY OF NEW HAMPSHIRE- DURHAM	1
NJ	4
KEAN UNIVERSITY	1
SAINT ELIZABETH UNIVERSITY	1
SETON HALL UNIVERSITY	1
THOMAS EDISON STATE UNIVERSITY	1
NM	1
UNIVERSITY OF NEW MEXICO	1
NV	2
UNIVERSITY OF NEVADA-RENO	2
NY	1,509
ADELPHI UNIVERSITY	1
ALBANY COLLEGE OF PHARMACY AND HEALTH SCIENCES	3
ALBANY LAW SCHOOL	2
ALFRED STATE COLLEGE	3
BRYANT & STRATTON COLLEGE - ALBANY	2
BRYANT & STRATTON COLLEGE - BUFFALO	3
CANISIUS COLLEGE	1
CAZENOVIA COLLEGE	2
CLARKSON UNIVERSITY	12
COLLEGE OF SAINT ROSE	62
CORNELL UNIVERSITY	1
CULINARY INSTITUTE OF AMERICA	2
CUNY BROOKLYN COLLEGE	1
CUNY COLLEGE OF STATEN ISLAND	1
CUNY GRAD SCHOOL & UNIV CENTER-SCHOOL PROF STUDIES	1
CUNY GRADUATE SCHOOL AND UNIVERSITY CENTER	1
CUNY HUNTER COLLEGE	1

SUNY ADIRONDACK GRADUATE SURVEY SUMMARY REPORT: 2015-16 to 2020-21

2015-2021 Graduates-Transfer Institutions	
Transfers Any Time through 05-24-2021	Number
CUNY JOHN JAY COLLEGE OF CRIMINAL JUSTICE	3
CUNY NEW YORK CITY COLLEGE OF TECHNOLOGY	1
CUNY QUEENS COLLEGE	1
DOMINICAN COLLEGE	1
D'YOUVILLE COLLEGE	2
EXCELSIOR COLLEGE	20
FIVE TOWNS COLLEGE	1
FORDHAM UNIVERSITY	2
HOUGHTON COLLEGE	2
ITHACA COLLEGE	1
KEUKA COLLEGE	1
LE MOYNE COLLEGE	2
MARIA COLLEGE	30
MEDAILLE COLLEGE	1
MERCY COLLEGE	3
NEW YORK INSTITUTE OF TECHNOLOGY- OLD WESTBURY	1
NEW YORK SCHOOL OF INTERIOR DESIGN	1
NEW YORK UNIVERSITY	2
PACE UNIVERSITY	1
PAUL SMITH'S COLLEGE OF THE ADIRONDACKS	10
RENSSELAER POLYTECHNIC INSTITUTE	13
ROCHESTER INSTITUTE OF TECHNOLOGY	2
RUSSELL SAGE COLLEGE	20
RUSSELL SAGE COLLEGE- GRAD	23
SIENA COLLEGE	34
ST BONAVENTURE UNIVERSITY	1
ST JOHN FISHER COLLEGE	2
ST LAWRENCE UNIVERSITY	1
STATE UNIVERSITY OF NEW YORK AT FREDONIA	7
STATE UNIVERSITY OF NEW YORK NEW PALTZ	23
SUNY BINGHAMTON	21
SUNY COBLESKILL	8
SUNY COLLEGE - BROCKPORT	12
SUNY COLLEGE - CORTLAND	22
SUNY COLLEGE - GENESEO	7
SUNY COLLEGE OF ENVIRONMENTAL	10
SUNY COLLEGE OF TECHNOLOGY @ DELHI	27
SUNY COLLEGE OF TECHNOLOGY AT CANTON	18
SUNY COLLEGE ONEONTA	55
SUNY COLLEGE PLATTSBURGH	479
SUNY COLLEGE POTSDAM	35
SUNY DOWNSTATE HEALTH SCIENCE CENTER	1
SUNY EMPIRE STATE COLLEGE	138
SUNY FARMINGDALE	2
SUNY FASHION INSTITUTE OF TECHNOLOGY	6
SUNY MORRISVILLE	1

SUNY ADIRONDACK GRADUATE SURVEY SUMMARY REPORT: 2015-16 to 2020-21

2015-2021 Graduates-Transfer Institutions	
Transfers Any Time through 05-24-2021	Number
SUNY OSWEGO	35
SUNY POLYTECHNIC INSTITUTE	17
SUNY PURCHASE COLLEGE	6
SUNY STONY BROOK UNIVERSITY	9
SUNY UNIVERSITY AT ALBANY	243
SUNY UNIVERSITY AT BUFFALO	27
SUNY UPSTATE MEDICAL UNIVERSITY	2
SUNY UPSTATE MEDICAL UNIVERSITY YRS 1&2	2
SYRACUSE UNIVERSITY	2
THE STATE UNIVERSITY OF NEW YORK COLLEGE @ BUFFALO	4
UTICA COLLEGE	9
OH	8
ANTIOCH UNIVERSITY- CONNECTED	1
CEDARVILLE UNIVERSITY	3
CENTRAL STATE UNIVERSITY-OH	2
FRANKLIN UNIVERSITY	1
WRIGHT STATE UNIVERSITY	1
PA	4
CAIRN UNIVERSITY	1
MESSIAH UNIVERSITY	1
MISERICORDIA UNIVERSITY	1
PENNSYLVANIA STATE UNIVERSITY	1
RI	5
JOHNSON & WALES- HARBORSIDE	2
JOHNSON & WALES UNIVERSITY	3
SC	7
CHARLESTON SCHOOL OF LAW	1
CLEMSON UNIVERSITY	1
COASTAL CAROLINA UNIVERSITY	3
COLLEGE OF CHARLESTON	1
UNIVERSITY OF SOUTH CAROLINA	1
SD	1
DAKOTA STATE UNIVERSITY	1
TN	2
EAST TENNESSEE STATE UNIVERSITY	1
TENNESSEE TECHNOLOGICAL UNIVERSITY	1
TX	5
UNIVERSITY OF NORTH TEXAS	1
UNIVERSITY OF TEXAS ARLINGTON	2
UNIVERSITY OF TEXAS AT AUSTIN	1
WAYLAND BAPTIST UNIVERSITY - MAIN CAMPUS	1

SUNY ADIRONDACK GRADUATE SURVEY SUMMARY REPORT: 2015-16 to 2020-21

2015-2021 Graduates-Transfer Institutions	
Transfers Any Time through 05-24-2021	Number
UT	50
UNIVERSITY OF UTAH	2
UTAH STATE UNIVERSITY	2
WESTERN GOVERNORS UNIVERSITY	45
WESTMINSTER COLLEGE OF SALT LAKE CITY	1
VA	14
ECPI UNIVERSITY - ONLINE	1
GEORGE MASON UNIVERSITY	2
LIBERTY UNIVERSITY	10
REGENT UNIVERSITY	1
VT	68
CASTLETON UNIVERSITY	40
CHAMPLAIN COLLEGE	4
COLLEGE OF ST. JOSEPH	3
GREEN MOUNTAIN COLLEGE	4
NORTHERN VERMONT UNIVERSITY	9
UNIVERSITY OF VERMONT & STATE AGRICULTURAL COLLEGE	7
VERMONT TECHNICAL COLLEGE	1
WA	2
SEATTLE CENTRAL COLLEGE	1
UNIVERSITY OF WASHINGTON - SEATTLE	1
WI	1
UNIVERSITY OF WISCONSIN - PARKSIDE	1
WV	7
AMERICAN PUBLIC UNIVERSITY SYSTEM	7
Grand Total	1,939

Appendix C – 2015-16 to 2020-21 Employers

Note: Excludes 2017-18 Graduates – Question not asked.

Employer
99 Restaurants
ABC Daycare
Ace Hardware
Adirondack Apothecary
Adirondack Audio and Video
Adirondack Extreme
Adirondack Health Institute, Inc.
Adirondack Oral Surgery
Adirondack Pub and Brewery
Adirondack Studios
Adirondack Technical Solutions
Adirondack Mountain Club
ADK Creative Works
AIM Services Inc
Albany Gastroenterology
Albany Medical Center
Alexander Orthodontics
AMC Theaters
American Eagle
Angelina's Pizzeria
ACT Lawncare
Applebees
Apprenticeship
Arlington Animal Hospital
Army
Arrow Financial Corp.
Associates of Glens Falls
Ausable Chasm
Baldwin Real Estate
Banana Republic Factory Store
Barton Mines Co.
BD Bard
Behavioral Health Services North
Bellevue
Ben and Jerry's
Bensons pet center
Betterbee
Big Lots
Blu Pointe
BMI Supply
Bobrow Distributing
Bow tie Cinemas

SUNY ADIRONDACK GRADUATE SURVEY SUMMARY REPORT: 2015-16 to 2020-21

Employer
Café Kubal
Cambridge Family Health
Camp North Star
Campione's deli
Canine to Five LLC
Capital District DDSO
CARES, Inc.
Carriage Hill Pet Cottages
Carrols Corp - Burger King
Carter's
Castle Power Solutions
Celtic Attitudes
Center for Internet Security
Change Healthcare
CHIC fila
Childtime Of Queensbury
Cody's Cozy Pals
Community Care Physicians
Conifer park
Construction
Consumer directed choices
Coopers Cave Ale Co
CoreBTS
County Waste Management
Crest Lake Inn
Cumberland Farms
CUNY John Jay College of Criminal Justice
CVS/Pharmacy
CWI
D.A. Collins Construction Co.
Dancing Ewe
Day Automation
Delorenzo & Associates, inc
Department of Health
Dependable Cleaning Pros
Dialysis Clinic Incorporated
Dicks Sporting Goods
DNT Express Inc.

SUNY ADIRONDACK GRADUATE SURVEY SUMMARY REPORT: 2015-16 to 2020-21

Employer
Dollar General
Dollar Tree
Domino's Pizza
Doordash
DOTY Machine Works LLC.
Dunham's Bay Resort
Dunkin Donuts
Easton Mountain
Ellis Hospital
Empire Ambulance Service
Esperanto's
Family and Child Services of Schenectady
Famous Footwear
Fantastic Sams
Farm Credit East, ACA
Farmer's Daughters' Drive-In
Finch Paper
Fluor Marine Propulsion Corp.
Fort Edward Union Free School District
Fort Hudson Health System
Fort Hudson Nursing Center
Four Winds Hospital
Friendly's
FYE
National Grid
GE Power
Glens Falls Country Club
Glens Falls Hospital
Glens Falls Hospital Emergency Room
Glens Falls National Bank
Glens Falls Pediatrics
Global Foundries
Gracenote
Greater Adirondack home aides
Hadley-Luzerne Central School
Hannaford Supermarkets
Harris Grocery
Hartford Greens
Harvest Restaurant
Headstart

SUNY ADIRONDACK GRADUATE SURVEY SUMMARY REPORT: 2015-16 to 2020-21

Employer
Healthy Living
Heritage Family Credit Union
HFCS D
HHHN
Hillbilly Fun Park
Hobby Lobby
Hoffman Carwash
Holiday Inn
Home Depot
Home Instead
Hudson River Community Credit Union
IBEW Local 236
Ice cream man
In home nanny
Inn on Biltmore Estate
Interim Hhealthcare
Irving Tissue
Jaeger & Flynn Associates
JC Penney Corporation
Old Navy
JoAnn Fabric and Craft
Johnny Rockets
Kimberly Farms
Kindred at Home
King Neptune
Kohl's
Kubricky Construction
Lake Crest inn
Lake Deli
Lake George Baking Company
Lake George Courtyard by Marriott
Lake George Park Commission
Lake George RV
Lake George RV Park
Lalaith Astor Technical Consulting House
Leaf Filter
LEAP
Levi's
Liberty Partnership Program
Liberty Pizza
Libery University

SUNY ADIRONDACK GRADUATE SURVEY SUMMARY REPORT: 2015-16 to 2020-21

Employer
Live Nation SPAC
Longfellows
Lowe's Home Improvement
MacroNu
Maiden Lane of Albany, Inc.
Malta Med Emergent Care
Malta-Stillwater EMS
Manchester Country Club
Mandy's Pizza and Sub Shop
Maple Leaf Childcare Center
Mario's Restaurant
Market 32
Marriott
Martha's Dandee Creme
Maxim Healthcare
Maximus
McDonald's
Mechanicville Area Community Services Center, SACC Program
Medline Industries
Merrell outlet
Met Life
MIX N MAC - Mac & Cheese
Moes
Mohawk Country Club
Tech II Business Services
MVP Health Care
Myriad Productions
Nemer Chrysler
New Country Toyota
New York Eye Surgical Center
New York State DEC
NLF Church
Northeast Parent and Child Society
Volunteer
NY Eye Surgery Center
NYC- BOE
NYS DOT

SUNY ADIRONDACK GRADUATE SURVEY SUMMARY REPORT: 2015-16 to 2020-21

Employer
Old Navy
Olive Garden
OPWDD
Orlando Health
OxiFresh Carpet Cleaning
Pacific Sunwear
Panera Bread
Pathways Niskayuna
Peter Harris Clothes
Pirate's Cove
Pizza Hut
Placid Baker
Planet Fitness
Playland Arcade
Point O' Pines Camp
Premium Retail Services
Price chopper
Prime Saratoga National Golf Course
Primo Pizzeria
Quad graphics
Radici Kitchen and Bar
RCM Healthcare Services
Red lobster
Regal Cinemas
Rejuvenations Spa Services
Ridin-Hy
Rite Aid
Rocco's Pizzeria
Rocksport
Rookies Cookies and Creme
Round 1
Royal Flush Ink
RPI ECSE
RRMC
Russell's Steakhouse
Rutland Area Visiting Nurses
Sagamore Resort
Salisbury Fish Culture Station
Saratoga Bridges
Saratoga Casino
Saratoga Hospital
Saratoga Paint & Sip
Saratoga Springs Race Track
Saratoga Tea & Honey
Saratoga YMCA ⁴⁰ – Graduate Survey Summary Report
SCA Tissue

SUNY ADIRONDACK GRADUATE SURVEY SUMMARY REPORT: 2015-16 to 2020-21

Employer
SCI
Self employed
LaFond Landscaping
The Skin Transformation Center, LLC
Shakespeare & Ghost Restaurant
Sheldon Rock Realty
Silver Bay YMCA
Six Flags: The Great Escape
Skyzone
Slice of NY Pizza
Smartstyle
South Glens Falls
Southwestern Vermont healthcare
SPH
SRYMCA
St Peters Health Partners
St. Marys/St. Alphonsus Catholic School
Stanclift Law, PLLC
Staples
Starbucks
Stewart's Shops
STG international
Sticks and Stones
Stony Creek Ranch Resort
Stored Technology
Subway
SUNY Adirondack
SUNY Adirondack-FSA
SUNY Adirondack-Residence Hall
SUNY Plattsburgh at Queensbury
SUNY
Surfside on the Lake
Surgical Center
Sushi Yoshi
Taco Bell
Tamarack Inn Resturant
Target
Target Distribution Center
Target warehouse.
Telescope Casual Furniture, Inc.
Texas Roadhouse
The Arc Jacksonville
The Barn Restaurant and Tavern
The Brein Center
The Burke Companies

SUNY ADIRONDACK GRADUATE SURVEY SUMMARY REPORT: 2015-16 to 2020-21

Employer
The CDL School
The Fun Spot
The Glen at Hiland Meadows
The Inn at Erlowest
The K. Kristel Company
The King's School
The Log Jam Restaurant
The Orchard Nursing Center
The Pizza Shop
The Sagamore
The Saratoga County Chamber of Commerce
The Smoothie Shoppe
Tj Maxx
Toadflax Nursey LLC
Town of Wilton
Transitional Services Association
Traveler's Insurance
Troy Cloth & Paper
T-Shirt Graphics
Umicore
Uncommon Grounds
Univ of FL; Dept of Neurology; Division of Neurocritical Care
UNOs Pizzeria & Grill
UPS
US Postal Service
US Veterans Admin
Vera Bradley
Vertical Farm
Victoria's Secret
Vitamin World
WAIT House
Walgreens
Walmart
Walt & Whitman Brewery
Walt Disney World
Warren / Washington / Albany ARC
Warren County Headstart
Warren County Public Health
Warren Washington And Albany Counties Chapter ARC
Warrensburg Central School
Warren-Washington Association for Mental Health
Washington Nursing Home
Wesley Nursing Home
Whitehall Central School District
Wild Birds Unlimited

SUNY ADIRONDACK GRADUATE SURVEY SUMMARY REPORT: 2015-16 to 2020-21

Employer
Wolfs-111
Word of Life
Work Study Program
WorkSmart Network, LLC
World Awareness Childrens museum
Worldkitchen
WSWHE BOCES
WWAARC
Yankee Candle
YMCA
Zack's Drive-In