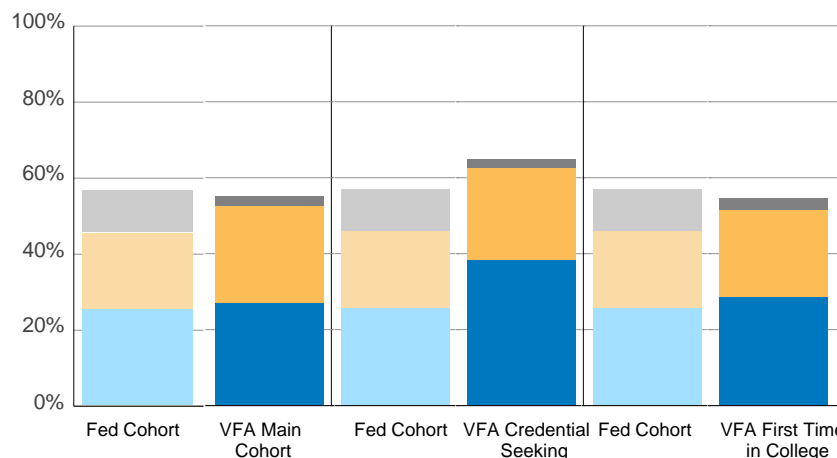


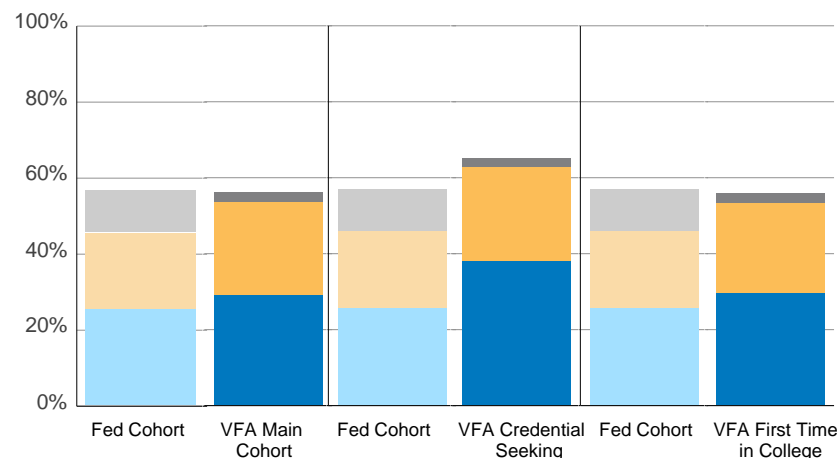
Comparison of the college's IPEDS (federal) graduation rate to the college's VFA Six-Year Outcomes

Federal Grad Rate (IPEDS) Compared to VFA Outcomes (by VFA full-time and part-time students)



	IPEDS Fed Cohort	VFA Main Cohort	VFA Credential Seeking	VFA First Time in College
Still Enrolled	11.3%	2.8%	2.4%	3.0%
No Award (Transfer)	20.3%	25.3%	24.3%	23.1%
Total Earned Awards**	25.4%	27.1%	38.2%	28.3%

Federal Grad Rate (IPEDS) Compared to VFA Outcomes (by VFA full-time students)



	IPEDS Fed Cohort	VFA Main Cohort	VFA Credential Seeking	VFA First Time in College
Still Enrolled	11.3%	2.6%	2.4%	2.6%
No Award (Transfer)	20.3%	24.6%	24.7%	23.5%
Total Earned Awards**	25.4%	28.9%	38.1%	29.7%

**VFA Total Earned Awards = Bachelor's degrees, associate degrees and certificates.

Federal Graduation Rate Cohort:

- Fall entering, first-time, full-time degree seeking students. For more information: <http://nces.ed.gov/ipeds/glossary/index.asp?id=812>

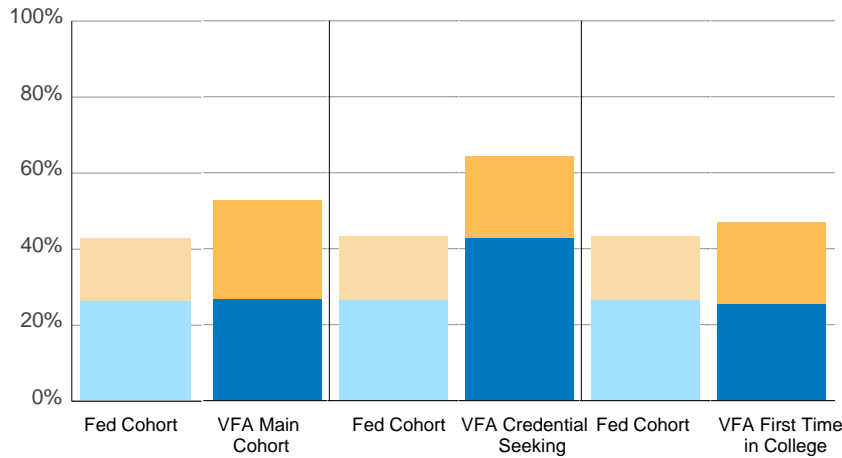
VFA Cohort Types:

- Main Cohort: fall entering, first time at reporting institution, "all students".
- Credential Seeking: fall entering, earned 12 credits by end of year two.
- First Time in College: fall entering, first time in any post-secondary institution.

Note: This is a baccalaureate degree granting college; therefore cohort data for Fall Students 2013 is not available and data for "Still Enrolled" is not available.

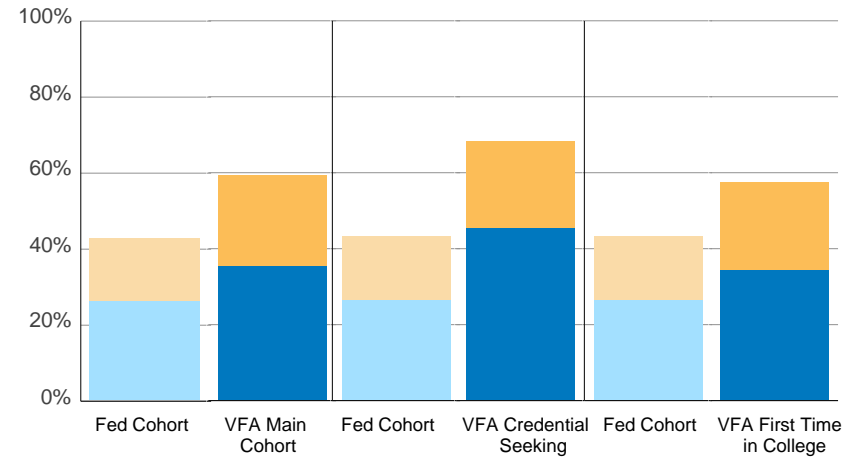
All VFA college's comparison of IPEDS (federal) graduation rate to VFA Six -Year Outcomes

Federal Grad Rate (IPEDS) Compared to VFA Outcomes (by VFA full-time and part-time students)



	IPEDS Fed Cohort	VFA Main Cohort	VFA Credential Seeking	VFA First Time in College
No Award (Transfer)	16.7%	26.1%	21.7%	21.8%
Total Earned Awards**	26.5%	26.7%	42.6%	25.3%

Federal Grad Rate (IPEDS) Compared to VFA Outcomes (by VFA full-time students)



	IPEDS Fed Cohort	VFA Main Cohort	VFA Credential Seeking	VFA First Time in College
No Award (Transfer)	16.7%	24.1%	22.8%	22.9%
Total Earned Awards**	26.5%	35.3%	45.6%	34.3%

**VFA Total Earned Awards = Bachelor's degrees, associate degrees and certificates.

Federal Graduation Rate Cohort:

- Fall entering, first-time, full-time degree seeking students. For more information: <http://nces.ed.gov/ipeds/glossary/index.asp?id=812>

VFA Cohort Types:

- Main Cohort: fall entering, first time at **reporting** institution, "all students".
- Credential Seeking: fall entering, earned 12 credits by end of year two.
- First Time in College: fall entering, first time in any post-secondary institution.